



Wenzhou Safewire Electric Co.,Ltd.

No.152 Xingguang Road, Xingguang industry zone, Liushi town, Yueqing, Wenzhou,China ,325604
Tel:0086-577-62799688; Email:info@safewirele.com;

www.safewirele.com

Wenzhou Safewire Electric CO.,Ltd.

SPECIFICATION SHEET

PRODUCT NAME: Desktop socket

PRODUCT No. : FZ-517N



FZ-517N

ADD: 152 xinguang industrial zone, yueqing city, zhejiang province

(TEL) :0086-577-62799688

(E-mail) : info@safewirele.com

(WEB): <http://www.safewirele.com>

Technical parameters & characteristic :

1) Working environment:



Wenzhou Safewire Electric Co.,Ltd.

No.152 Xingguang Road, Xingguang industry zone, Liushi town, Yueqing, Wenzhou,China ,325604
 Tel:0086-577-62799688; Email:info@safewirele.com;

www.safewirele.com

1. The environment temperature:-5°C~/40°C
2. The rated voltage : 100V~~250V
3. Rated current : 10A、 13A、 16A、 20A

2) **Characteristic:**

1	Model	FZ-517	6	HS Code	8536690000
2	Brand Name	Safewire or OEM brand	7	Market standard	Customized
3	Type	Desktop socket	8	Place of origin	Zhejiang , Wenzhou, China
4	Color	Golden	9	Frequency	50Hz~60Hz
5	Grounding	Standard grounding	10	Current Type	AC

3) **Technical parameters :**

Serial No.	Parameter	Description
1	Panel Material	Aluminum alloy
2	Surface finish	Dark green
3	Panel Dimension(mm)	240x120
4	Cutout(mm)	231x112
5	Height of product(mm)	70
6	Bottom box size(mm)	229*110*70
7	Bottom box material	Plastic
8	Capacity of modules /Interface size	6 ways 45*45mm modules
9	Configuration	Power outlet+Data outlet or USB charging : Customized as required
10	Cable length	1.5m, 2m,or required length



Wenzhou Safewire Electric Co.,Ltd.

No.152 Xingguang Road, Xingguang industry zone, Liushi town, Yueqing, Wenzhou,China ,325604
Tel:0086-577-62799688; Email:info@safewirele.com;

www.safewirele.com

Application:



office



meeting



hotel



data center

CE certificate by TUV,Germany

CERTIFICATE		TÜVRheinland
of Conformity Low Voltage Directive 2014/35/EU		
Registration No.:	AN 50423468 0001	
Report No.:	50202406 001	
Holder:	Fellifu Technology Co., Ltd. No. 18, Chunhui Middle R.d, Yongan Industrial Area, Xianju County, Taizhou City, Zhejiang Province P. R. China	
Product:	Empty Enclosure (Box for Electrical Accessories-Desktop)	
Identification:	Type Designation: FZ501-D, FZ501-N, FZ510-D, FZ510-N, FZ525-N, FZ515-DD, FZ515-NZ, FZ517-DD, FZ517-NZ, FZ518-DD, FZ518-NZ, FZ507-D, FZ517-NZ, FZ528-D, FZ528-N, FZ521-D, FZ521-N, FZ534-R, FZ511A-D, FZ531B-D, FZ532A-D, FZ532B-D Serial No. : Engineering Samples Remark: Refer to test report 50202406 001 for details	
This certificate of conformity is based on an evaluation of a sample of the above mentioned product. Technical Report and documentation are at the License Holder's disposal. This is to verify that the tested sample is in conformity with Annex I of Council Directive 2014/35/EU, referred to as the Low Voltage Directive. This certificate does not imply assessment of the series-production of the product and does not permit the use of a TÜV Rheinland mark of conformity. The holder of the certificate is authorized to use this certificate in connection with the EC declaration of conformity according to Annex IV of the Directive.		
Date 26.11.2018		Certification Body Zhao Xinhus
TÜV Rheinland LGA Products GmbH - Tillystraße 2 - 90431 Nürnberg		
CE The CE marking may be used if all relevant and effective EC Directives are complied with. CE		

LVD test report

TEST REPORT	
Report No.:	50202406 001
Applicant's name:	Fellifu Technology Co., Ltd.
Applicant's address:	No. 18, Chunhui Middle Road, Yongan Industrial Zone, Xianju County, Taizhou City, Zhejiang Province, China
Sample description:	Empty Enclosure (Box for Electrical Accessories-Desktop)
Model:	FZ501-D, FZ501-N, FZ507-D, FZ507-N, FZ510-D, FZ510-N, FZ515-DD, FZ515-NZ, FZ517-DD, FZ517-NZ, FZ518-DD, FZ518-NZ, FZ528-D, FZ528-N, FZ521-D, FZ521-N, FZ525-N, FZ531A-D, FZ531B-D, FZ532A-D, FZ532B-D, FZ536-S
Date of receipt of test item:	Refer to cover page
Test location:	Room 02, The 2nd floor No.201, GRG Technological Building, 163 Ping Yun Rd, Taizhou District, Guangzhou, China
Test standard:	EN 60670-1:2005+A1:2013
Test date(s):	Refer to cover page
Test result:	The test results are in compliance with the above mentioned standards.
Date of issue:	Refer to cover page
Other aspects:	/
N/A	
Abbreviations: P = passed; F = failed; N/A = not applicable	

Product Show:
























Features:

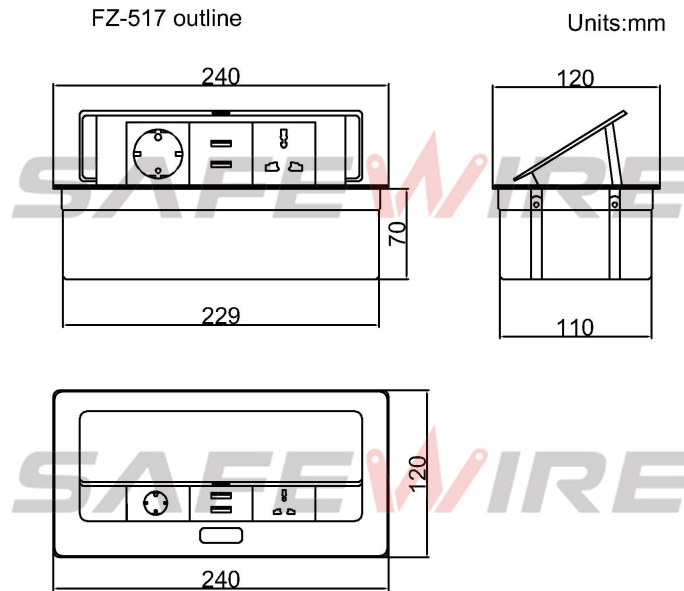
- 1.The panel is by aluminum alloy of integrate die casting structure,more reliable surface finish protect from scratch.
 - 2.Easy Installation: Only need screw the bottom box through hole of panel. Fast wiring HTJ-002 terminal block tight by 3 screw,0.5~6mm2soft/hard wire.
 - 3.Replace modules no need to change complete desktop socket,save labor lost.
 - 4.Fire retardant PC plastic bottom box.
- Available for 45*45mm type international sockets or modules types:

SAFEWIRE

45 Type Function Accessories

								
2 pin socket	3 pin 10A socket	3 pin multi function	BS socket	EU socket	French socket	USA socket		
F2	F3	F4	F11	F15	F16	F18		
								
RJ45/Cat.6 data/TEL socket	TV socket	BNC socket	q3.5 earphone socket	DIN(eight pins)	Audio socket	Vedio socket	Stereo socket	USB
F20/F21/F22/F23/F25/F28	F50	F51	F52	F53	F55	F56	F58	F59
								
Cannon socket	Speaker socket	15 pins VGA (pin /hole type) / 9pins VGA(pin / hole type)	HD TV socket	S-terminal				
F60	F62	F65/F66/F67/F68	F68	F71				

FZ-517 Outline drawing:



Package:12 Pcs inner box into a master carton.Poly bag with box packing.

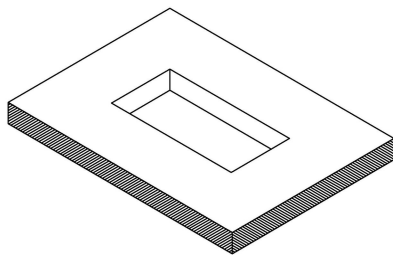
SafeWire

Package solution



Installation Process

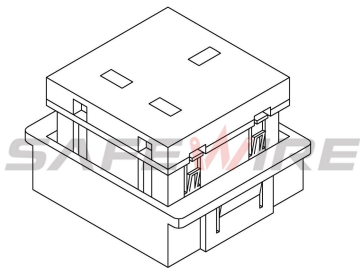
1. Cut out as specification sheet.
2. put the bottom box into cut-out hole,punch the self-tapping screw and fix the bottom box.
3. Remove plastic frame fixing socket modules.Assembly the socket or data Jack into the plastic frame and press frame ensure them combine tightly.
4. Keep socket modules connected by inner wire (it should be copper core 1.5mm²9~20 wire and length should be suitable).Then earthing and ensure inner wire tightly with modules.For fast connector terminal block,Just insert wire into block.
5. Phone line ,TV receiving line sound box wire (it should thin wire) Just the wire length and tighten stop screw comathen.
6. Put the panel on the bottom box and it with the hole.



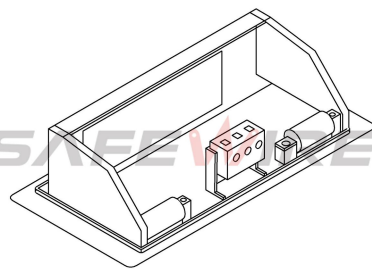
(1)



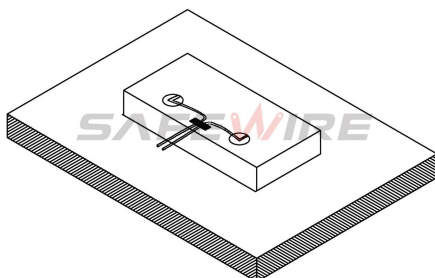
(2)



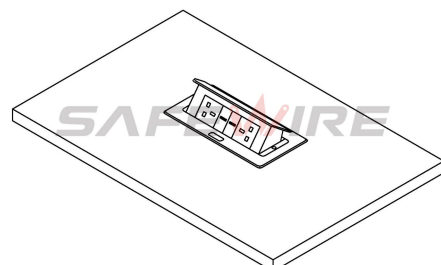
(3)



(4)

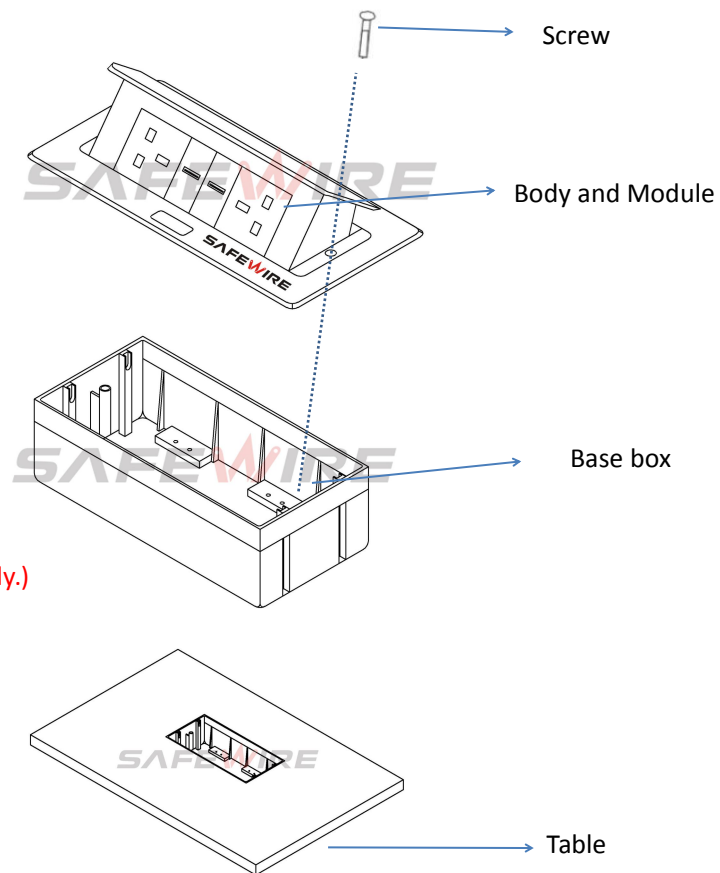



(5)



(6)

Physical installation





Wenzhou Safewire Electric Co.,Ltd.

No.152 Xingguang Road, Xingguang industry zone, Liushi town, Yueqing, Wenzhou,China ,325604
Tel:0086-577-62799688; Email:info@safewirele.com;

www.safewirele.com

Attentions:

- 1.Prevent from corrosive liquid, gas (strong acid, strong alkali, paint)and humidity.
2. All dimension quoted are nominal only. Drawings , images and text are for illustrative perposes only and product details and dimension are subject to change without notice.

Safety Warning:

- 1)This is a class I product and must be earthed
- 2)This product must be installed/wired by a qualified electrician
- 3)before installation/maintnance ,ensure the mains supply is switched off and the circuit fuses are removed or circuit breakers switch off
- 4)For indoor use only