

Wenzhou Safewire Electric CO.,Ltd.

SPECIFICATION SHEET

PRODUCT NAME: Pop up floor socket

PRODUCT No. : HTD-1



HTD-1

ADD: 152 xinguang industrial zone, yueqing city, zhejiang province

(TEL) :0086-577-62799688

(E-mail) : info@safewirele.com

(WEB): <http://www.safewirele.com>



Technical parameters & characteristic :

1) Working environment:

1. The environment temperature:-5°C~/40°C
2. The rated voltage : 100V~~250V
3. Rated current : 10A、 13A、 16A、 20A


2) Characteristic:

1	Model	HTD-1	6	HS Code	8536690000
2	Brand Name	Safewire or OEM brand	7	Market standard	Customized
3	Type	floor socket	8	Place of origin	Zhejiang , Wenzhou, China
4	Color	Golden, silver	9	Frequency	50Hz~60Hz
5	Grounding	Standard grounding	10	Current Type	AC


3) Technical parameters :

Serial No.	Parameter	Description
1	Panel Material	Brass alloy/Alu alloy
2	Surface finish	Wire drawing/Polishing/Spray painting
3	Panel Dimension(mm)	120*120
4	Cutout(mm)	105x105
5	Capacity of modules	3 ways modules
6	Bracket material	Zinc Alloy & Alu Alloy
7	Sink box Material	Steel+Zinc plated
8	Sink box Thickness:	1.2mm
9	Available modules:	45*45/45*22.5(mm)
10	Damping device (DP):	Normal Pop-up & Soft Pop-up available
11	N.W(kg)	0.89(Brass alloy);0.72(Alu alloy)
12	G.W(kg)	18.6 (Brass alloy);15.2(Alu alloy)
13	Carton size(cm)	44x28x27.3

Application:

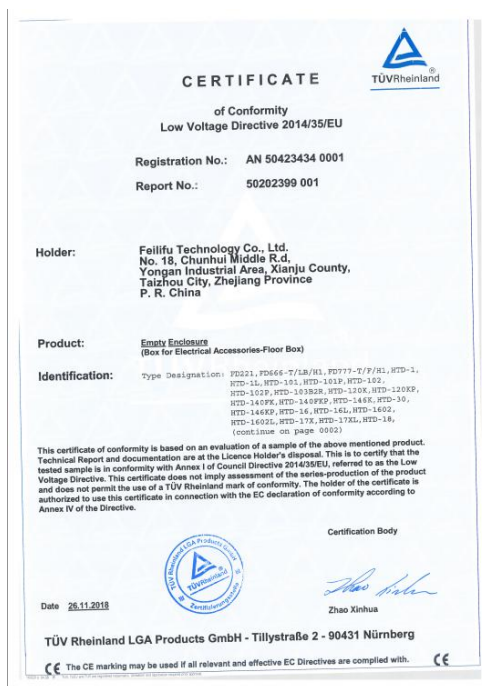


- Office and education
- Industry and Engineering
- Presentation and retail;
- Orientation and safety;
- Transit areas and parking;
- Hotels, hospitality and wellness;
- Health, sport and leisure;
- Art and culture;



CE certificate by
TUV,Germany

LVD test



TEST REPORT	
Report No.:	50202399 001
Applicant's name:	Feilifu Technology Co., Ltd.
Applicant's address:	No.18, Chunhui Middle Road, Yongnan Industrial Zone, Xianju County, Taizhou City, Zhejiang Province, China
Sample description:	Empty Enclosure (Box for Electrical Accessories-Floor Box)
Model:	HTD-1, HTD-1L, HTD-101, HTD-101P, HTD-102, HTD-102P, HTD-103B2R, HTD-120K, HTD-120KP, HTD-140FK, HTD-140FKP, HTD-146K, HTD-146KP, HTD-16, HTD-16L, HTD-1602, HTD-1602L, HTD-17X, HTD-17XL, HTD-18, HTD-18L, HTD-180K, HTD-180KP, HTD-2, HTD-2P, HTD-210CK, HTD-210CKP, HTD-26, HTD-26L, HTD-26R, HTD-28L, HTD-3, HTD-3P, HTD-30, HTD-40, HTD-71, HTD-71L, HTD-140YK, HTD-140YKP, FDZ21, FD866-TL, BPH1, FD777-TFFH1
Date of receipt of test item:	Refer to cover page
Test location:	Room 02, The 2nd floor No.201, GRG Technological Building, 163 Ping Yun Rd, Tainhe District, Guangzhou, China
Test standard:	EN 60670-23:2008 in conjunction with EN 60670-1:2005
Test date(s):	Refer to cover page
Test result:	The test results are in compliance with the above mentioned standards.
Date of issue:	Refer to cover page
Other aspects:	/
Abbreviations:	P = passed; F = failed; N/A = not applicable



SAFEWIRE

Wenzhou Safewire Electric Co.,Ltd.

No.152 Xingguang Road, Xingguang industry zone, Liushi town, Yueqing, Wenzhou,China ,325604

Product Show:



Silver



Brass color





Bottom box

Features:

1. Fast-wiring: more terminal block for 1~2.5m² rigid wire or 0.5~6m² prepared flexible wire.
2. Easy-Installation: Patented technology of clip flush mounting frame of modules replacement. Save labor cost.
3. Reliable push button: >5000 times.

1.Easy-Installation



3.Safety Damping Device



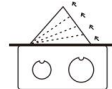
Pop-up Slowly



More Safety





Soft Pop-up
Code:ZN



10 times

The opening speed of which is 10 times slower than regular products.

2.Fast-Wiring



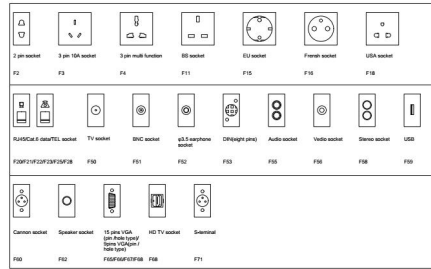
4.Heavy Material Box



Available for F type 45*45mm type or D type22.5*45mm international sockets or modules types:

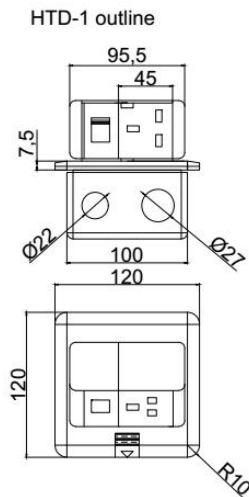
SAFEWIRE

45 Type Function Accessories

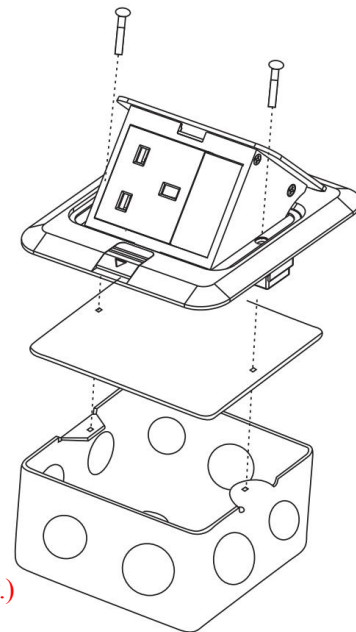
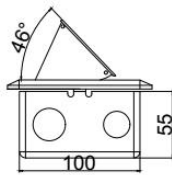


HTD-1 Outline drawing:

SAFEWIRE



Units:mm



(Image is for reference only.)



SAFEWIRE

Wenzhou Safewire Electric Co.,Ltd.


No.152 Xingguang Road, Xingguang industry zone, Liushi town, Yueqing, Wenzhou,China ,325604

Package:20 Pcs inner box into a master carton.Poly bag with box packing.

(1)

SafeWire

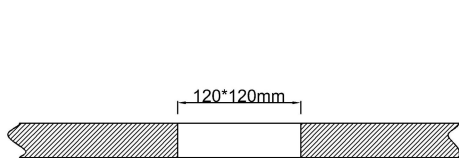
Package solution



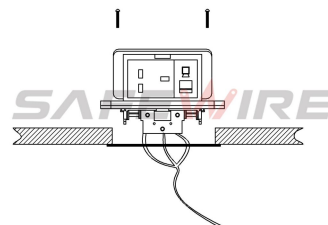
www.safewirele.com

Installation Guide

1. Cut out size : 120*120mm.Install the bottom box with panel into the specified location.
2. Screw mounting frame and panel(for desktop only).
3. Fix the panel and bottom box with screws(This item is for ground installation only).
4. ADjust the tightness of all wiring lines (no influence on opening).



(1)



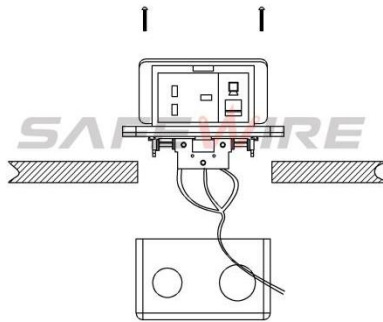
(2)



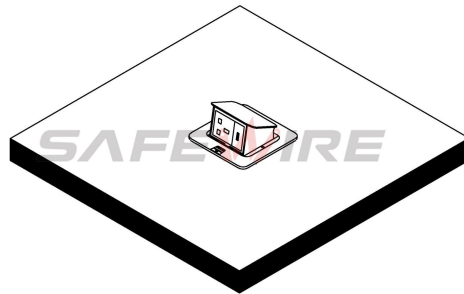
SAFEWIRE

Wenzhou Safewire Electric Co.,Ltd.

No.152 Xingguang Road, Xingguang industry zone, Liushi town, Yueqing, Wenzhou,China ,325604



(3)



(4)

Attentions:

- 1.Dispose of trash in bottom box and prevent dirt and debris from entering inside.
- 2.Prevent from corrosive liquid, gas (strong acid, strong alkali, paint)and humidity.
- 3.When installing, pay attention to the opening direction,the length of the conductor to the bottom box shall not exceed 10cm,Set aside at least 200mm of cable.
4. All dimension quoted are nominal only. Drawings , images and text are for illustrative purposes only and product details and dimension are subject to change without notice.
- 5.Make sure that the sealing under plate will be jointed tightly with the earth's surface,avoiding seepage

Safety Warning:

- 1.This is a class I product and must be earthed
- 2.This product must be installed/wired by a qualified electrician
- 3.For indoor use only.
- 4.For concrete floor.