



Wenzhou Safewire Electric Co.,Ltd.

No.152 Xingguang Road, Xingguang industry zone, Liushi town, Yueqing, Wenzhou,China ,325604
Tel:0086-577-62799688; Email:info@safewirele.com;

www.safewirele.com

Wenzhou Safewire Electric CO.,Ltd.

SPECIFICATION SHEET

PRODUCT NAME: **Desktop socket**

PRODUCT No. : **FZ-531A/B**



ADD: 152 xingguang industrial zone, yueqing city, zhejiang province

(TEL) :0086-577-62799688

(E-mail) : info@safewirele.com

(WEB): <http://www.safewirele.com>



Wenzhou Safewire Electric Co.,Ltd.

No.152 Xingguang Road, Xingguang industry zone, Liushi town, Yueqing, Wenzhou,China ,325604
Tel:0086-577-62799688; Email:info@safewirele.com;

www.safewirele.com

Technical parameters & characteristic :

1) Working environment:

1. The environment temperature:-5°C~/40°C
2. The rated voltage : 100V~~250V
3. Rated current : 10A、 13A、 16A、 20A

Technical parameters :

Serial No.	Parameter	Description
1	Power supply side	Single side
2	Shape column	Oval
3	Panel Material	Aluminum alloy
4	Surface finish	Painted/Brushed Oxygenated
5	Height of product(mm)	350 for FZ-531A
6	Height of product(mm)	660 for FZ-531B
7	dimension (mm)	R73.5*147*135.3
8	Capacity of modules	45*45/45*22.5(mm) modules
9	Configuration	Power outlet+Data outlet or USB charging+HDMI+VGA+Audio socket : Customized as required
10	N.W. (350mm)	1.0KG
11	N.W. (660mm)	1.8KG

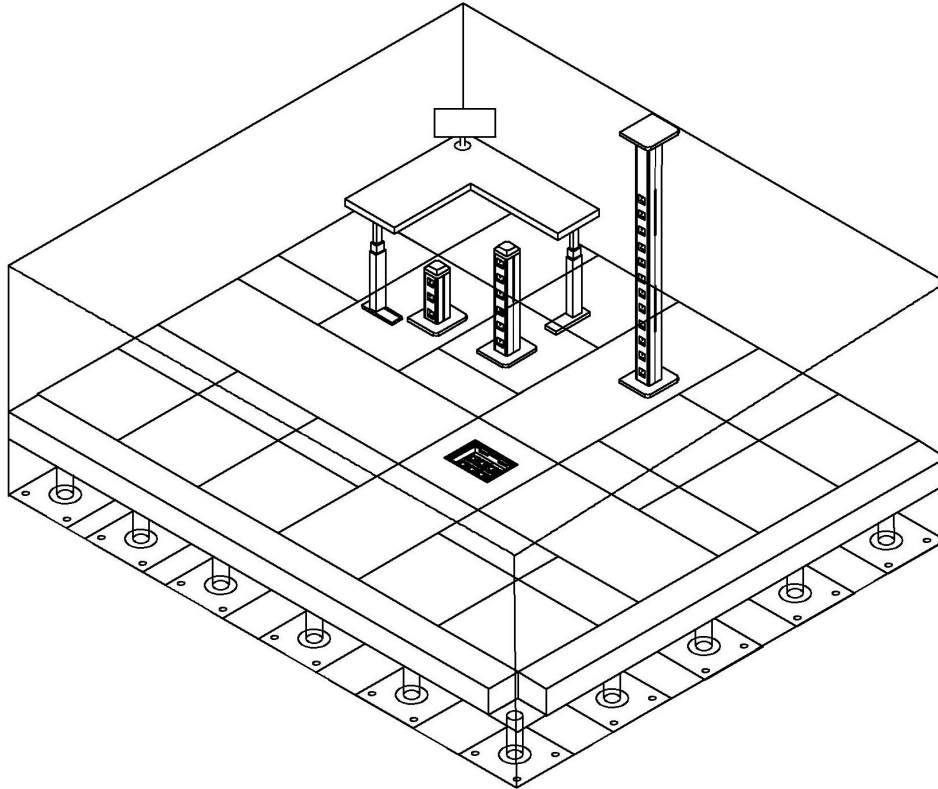


Wenzhou Safewire Electric Co.,Ltd.

No.152 Xingguang Road, Xingguang industry zone, Liushi town, Yueqing, Wenzhou,China ,325604
Tel:0086-577-62799688; Email:info@safewirele.com;

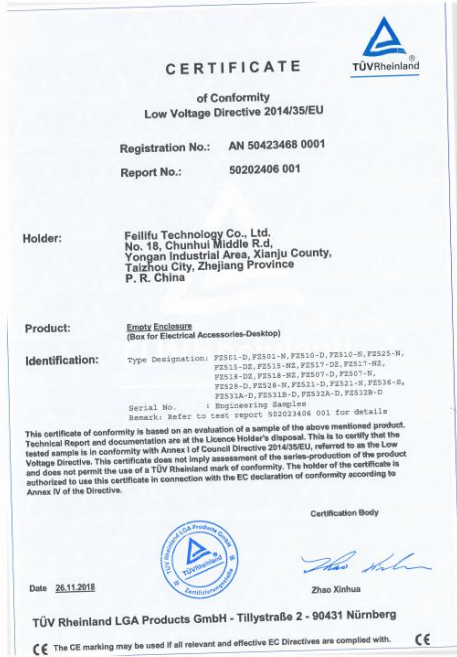
www.safewirele.com

Application:



- Office and education
- Industry and Engineering
- Presentation and retail;
- Orientation and safety;
- Transit areas and parking;
- Hotels, hospitality and wellness;
- Health, sport and leisure;
- Art and culture;

CE certificate by TUV,Germany



LVD test report

TEST REPORT	
Report No.:	50202406 001
Applicant's name:	Feilifu Technology Co., Ltd.
Applicant's address:	No.18, Chunhui Middle Road, Yongan Industrial Zone, Xianju County, Taizhou City, Zhejiang Province, China
Sample description:	Empty Enclosure (Box for Electrical Accessories-Desktop)
Model:	FZ501-D, FZ501-N, FZ507-D, FZ507-N, FZ510-D, FZ510-N, FZ515-DZ, FZ515-NZ, FZ517-DZ, FZ517-NZ, FZ518-DZ, FZ518-NZ, FZ528-D, FZ528-N, FZ521-D, FZ521-N, FZ525-N, FZ531A-D, FZ531B-D, FZ532A-D, FZ532B-D, FZ536-S
Date of receipt of test item:	Refer to cover page
Test location:	Room 02, The 2nd floor No.201, GRG Technological Building, 163 Ping Yun Rd, Tianhe District, Guangzhou, China
Test standard:	EN 60670-1:2005+A1:2013
Test date(s):	Refer to cover page
Test result:	The test results are in compliance with the above mentioned standards.
Date of issue:	Refer to cover page
Other aspects:	/
N/A	
Abbreviations: P = passed; F = failed; N/A = not applicable	

Product Show:



Features:
























1. Configuration as per your request.
2. Customization height as per your request.
3. Oval shap Aluminum profile, single power supply,easy install.
4. Legrand international 45*45mm modules or 86 type single switch socket or 146 twins switch socket.
5. Installation mobility: The columns are secured by pressure on the floor. They do not have to be bolted to the floor and it is therefore very easy to reconfigure the distribution of workplaces.

Available for 45*45mm type international sockets or modules types:

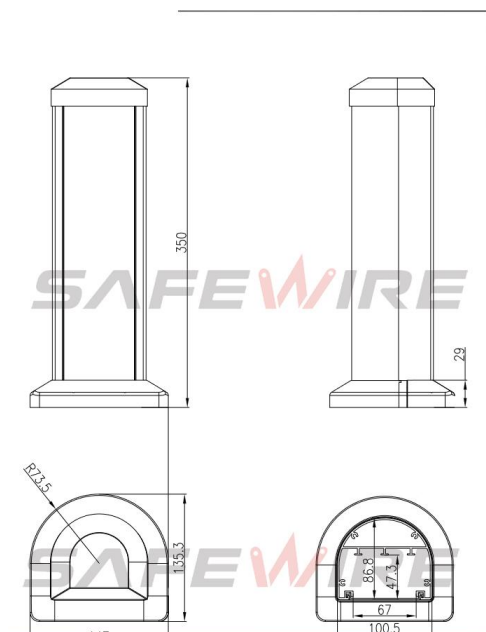
SAFEGWIRE

45 Type Function Accessories

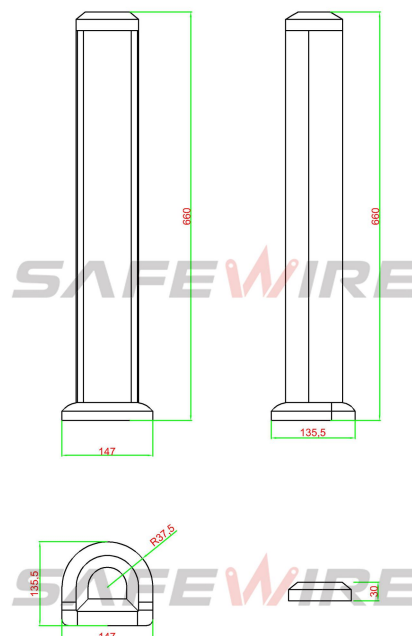
								
F2	F3	F4	F11	F15	F16	F18		
								
F20/F21/F22/F23/F25/F28	F50	F51	F52	F53	F55	F56	F58	F59
								
F60	F62	F65/F66/F67/F68	F68	F71				

Product drawing:

FZ-531A



FZ-531B



Package:6 Pcs inner box into a master carton.Poly bag with box packing.

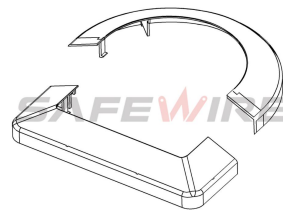
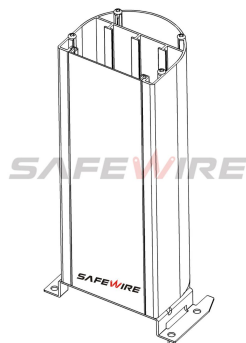
SafeWire

FZ-531 Package solution



Installation Process

1. Connect and fix the base frame and the housing.
2. Connect the base shell and buckle with the base frame.
3. Install electrical modules into frame.
4. Install the top cover on top.





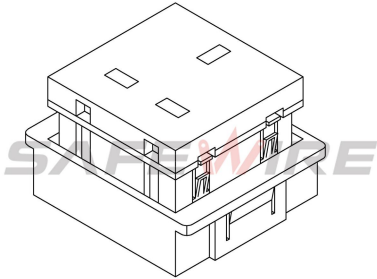
SAFEWIRE

Wenzhou Safewire Electric Co.,Ltd.

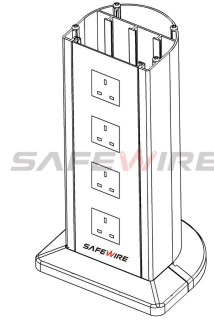
No.152 Xingguang Road, Xingguang industry zone, Liushi town, Yueqing, Wenzhou,China ,325604
Tel:0086-577-62799688; Email:info@safewirele.com;

www.safewirele.com

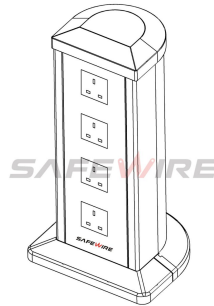
(1)



(2)

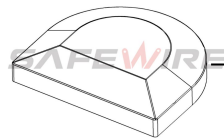


(3)

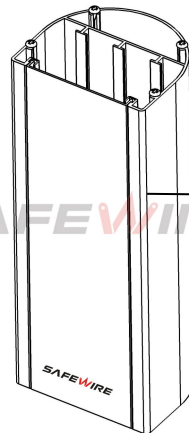


(4)

(5)

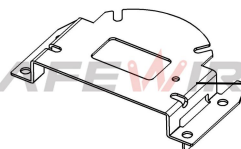


Head cover



Body

(Image is for reference only.)



chassis



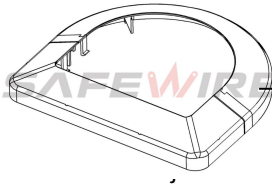
Wenzhou Safewire Electric Co.,Ltd.

No.152 Xingguang Road, Xingguang industry zone, Liushi town, Yueqing, Wenzhou,China ,325604
Tel:0086-577-62799688; Email:info@safewirele.com;

www.safewirele.com

Attentions:

- 1.Prevent from corrosive liquid,
2. All dimension quoted are non only and product details and din



(ali, paint)and humidity.
Shen
ges and text are for illustrative perposes
nge without notice.

Safety Warning:

- 1)This is a class I product and must be earthed
- 2)This product must be installed/wired by a qualified electrician
- 3)before installation/maintnace ,ensure the mains supply is switched off and the circuit fuses are removed or circuit breakers switch off
- 4)For indoor use only