

Wenzhou Safewire Electric CO.,Ltd.

# SPECIFICATION SHEET

**PRODUCT NAME:** Open coverplate

**PRODUCT No. :** HTD-120E



Address:2nd floor, Wealth Garden, Liushi town, Yueqing, Wenzhou,China ,325604

Tel:0086-577-61725369

Mob:0086-18612380398

ZIP:325604

(E-mail) : [info@safewirele.com](mailto:info@safewirele.com)

(WEB): <http://www.safewirele.com>

**Technical parameters & characteristic :**

**1) Working environment:**

1. The environment temperature:-5°C~/40°C
2. The rated voltage : 100V~~250V
3. Rated current : 10A、 13A、 16A、 20A


**2) Characteristic:**

<b>1</b>	<b>Model</b>	<b>HTD-120E</b>	<b>6</b>	<b>HS Code</b>	8536690000
<b>2</b>	<b>Brand Name</b>	Safewire or OEM brand	<b>7</b>	<b>Market standard</b>	<b>Customized</b>
<b>3</b>	<b>Type</b>	floor socket	<b>8</b>	<b>Place of origin</b>	Zhejiang , Wenzhou, China
<b>4</b>	<b>Color</b>	Golden, silver, etc	<b>9</b>	<b>Frequency</b>	50Hz~60Hz
<b>5</b>	<b>Grounding</b>	Standard grounding	<b>10</b>	<b>Current Type</b>	AC

**3) Technical parameters :**

Serial No.	Parameter	Description
1	<b>Panel Material</b>	Brass alloy/Stainless steel
2	<b>Surface finish</b>	Wire drawing/Polishing/Spray painting
3	<b>Panel Dimension(mm)</b>	dia.120
4	<b>Bottom dimension(mm)</b>	120*120*60mm
5	<b>Capacity of modules</b>	2 ways modules
6	<b>Horizontal mounting</b>	Horizontal installation
7	<b>Sink box Material</b>	Steel+Zinc plated
8	<b>Available modules</b>	45*45/22.5*45(mm)

**Application:**

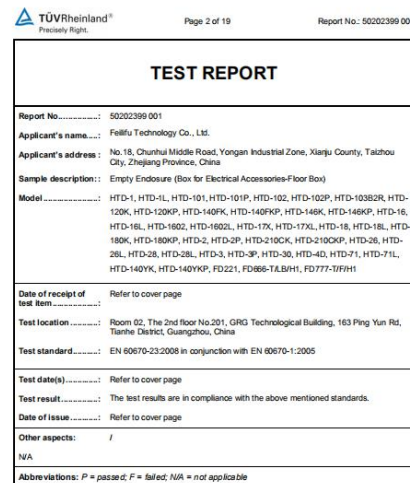


1. This model has bevelled edges to allow the cover to conceal the cut edge of the carpet or floor covering below.
2. Designed to feed workstations or equipment in open plan areas. Cables may be routed to a desk using an optional cable umbilical.
3. For concrete floor/alless floor

**CE certificate by TUV,Germany**



**LVD test report**



**Product Show:**
























**Features:**

1. Application: Recessed stage floor box provides versatile solution to accessing power, audio and visual equipment through floor .
- 2.The lid can be swiveled open.
- 3.Hinged lid thickness over 4~4.5m , static pressure over 1000N .
- 4.Cold-rolled Steel box thickness over 1.5~2.0mm with powder coated.

Available for F type 45\*45mm type or D type22.5\*45mm international sockets or modules types:

**SAFEWIRE**


45 Type Function Accessories

								
2 pin socket	3 pin 10A socket	3 pin multi function	BS socket	EU socket	French socket	USA socket		
F2	F3	F4	F11	F15	F16	F18		
								
RJ45/Cat.6 data/TEL socket	TV socket	BNC socket	3.5 earphone socket	DIN(eight pins)	Audio socket	Vedio socket	Stereo socket	USB
F20/F21/F22/F23/F25/F28	F50	F51	F52	F53	F55	F56	F58	F59
								
Cannon socket	Speaker socket	15 pins VGA (pin #hole type) 9pins VGA(pin/ hole type)	HD TV socket	S-terminal				
F60	F62	F65/F66/F67/F68	F68	F71				

**Package:** 20 Pcs inner box into a master carton.Poly bag with box packing.

## SafeWire

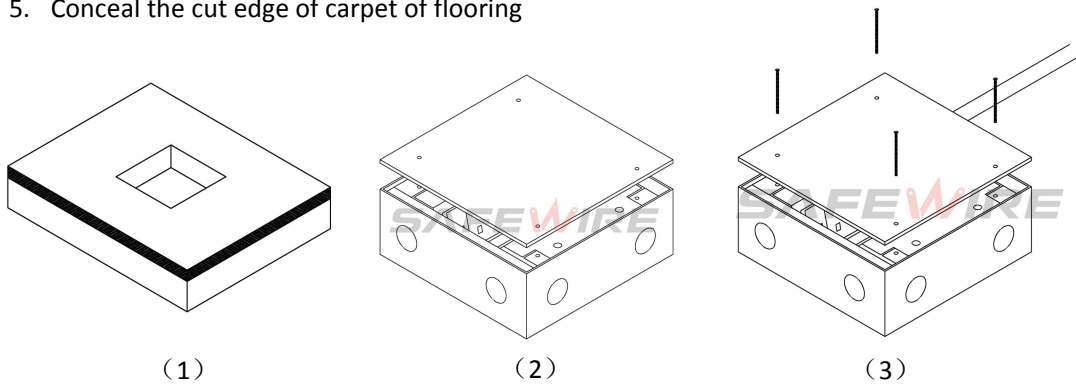
### Package solution

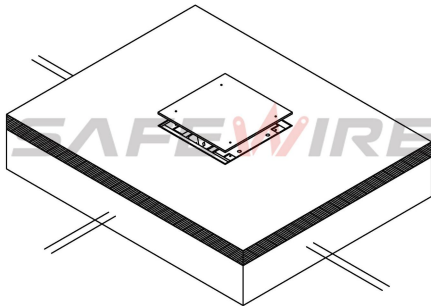


[www.safewirele.com](http://www.safewirele.com)

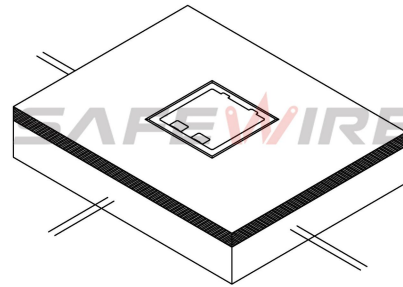
### **Installation instructions:**

1. Cut out 113\*113(mm), Powering the slurry.
2. Remove the pre-installed temporary lid,wiring and installing modules.
3. Per-installthe cable pipe as per your request .
4. Install cover lid and tighten with screws.
5. Conceal the cut edge of carpet of flooring





(4)



(5)

**Attentions:**

- 1.When installing and wiring,Product should avoid direct contact with corrosive liquid, gas (strong acid, strong alkali, paint).
- 2.This product is suitable for dry surface treatment, avoid water flush and immersion, and ensure its insulation.This product is not suitable for use in wet areas.
- 3.All dimensions quotes are nominal only.Drawing images and specification are only for illustrative purposes and dimensions are subject to final confirmation by us.

**Safety Warning:**

- 1.This is a class I product and must be earthed
- 2.This product must be installed/wired by a qualified electrician
- 3.For indoor use only.
- 4.For concrete access floor.