



Wenzhou Safewire Electric Co.,Ltd.

No.152 Xingguang Road, Xingguang industry zone, Liushi town, Yueqing, Wenzhou,China ,325604
Tel:0086-577-62799688; Email:info@safewirele.com;

www.safewirele.com

Wenzhou Safewire Electric CO.,Ltd.

SPECIFICATION SHEET

PRODUCT NAME: Desktop socket

PRODUCT No. : FZ-508



FZ-508

ADD: 152 xingguang industrial zone, yueqing city, zhejiang province

(TEL) :0086-577-62799688

(E-mail): info@safewirele.com

(WEB): <http://www.safewirele.com>



Wenzhou Safewire Electric Co.,Ltd.

No.152 Xingguang Road, Xingguang industry zone, Liushi town, Yueqing, Wenzhou,China ,325604
Tel:0086-577-62799688; Email:info@safewirele.com;

www.safewirele.com

Technical parameters & characteristic :

1) Working environment:

1. The environment temperature:-5°C~/40°C
2. The rated voltage : 100V~~250V
3. Rated current : 10A、 13A、 16A、 20A

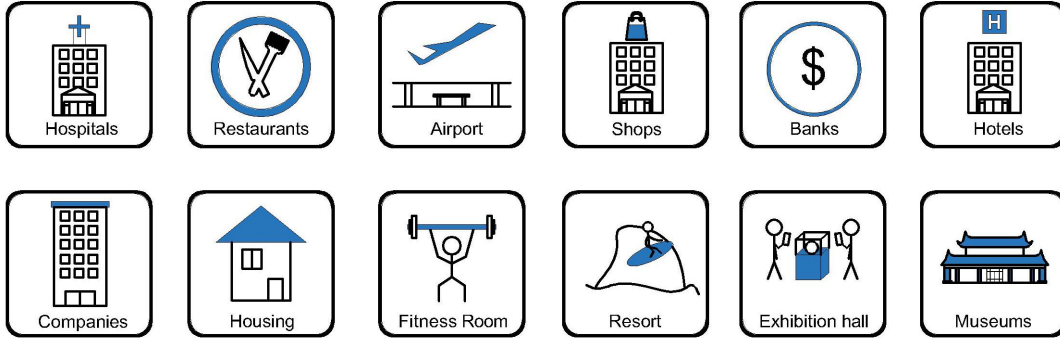
2) Characteristic:

1	Model	FZ-508	6	HS Code	8536690000
2	Brand Name	Safewire or OEM brand	7	Market standard	Customized
3	Type	Desktop socket	8	Place of origin	Zhejiang , Wenzhou, China
4	Color	Silver/black/white	9	Frequency	50Hz~60Hz
5	Grounding	Standard grounding	10	Current Type	AC

3) Technical parameters :



Serial No.	Parameter	Description
1	Panel Material	Aluminum alloy/steel
2	Surface finish	Painted/Brushed Oxygenated
3	Cover Dimension(mm)	256*60*45
4	Width (mm)	60
5	Capacity of modules /Interface size	Max.9ways 45*45mm modules
6	Configuration	Power outlet+Data outlet or USB charging + HDMI + VGA +Audio socket : Customized as required
7	Cable length	1.5m, 2m,3m or required length
8	Available modules	45*45mm /45*22.5mm Type series

Application:




- Office and education
- Industry and Engineering
- Presentation and retail;
- Orientation and safety;
- Transit areas and parking;
- Hotels, hospitality and wellness;
- Health, sport and leisure;
- Art and culture;

CE certificate by TUV,Germany

CERTIFICATE		
of Conformity Low Voltage Directive 2014/35/EU		
Registration No.:	AN 50423468 0001	
Report No.:	50202406 001	
Holder:	Fellifu Technology Co., Ltd. No. 18, Chunhui Middle R.d. Yongan Industrial Area, Xianju County, Taizhou City, Zhejiang Province P. R. China	
Product:	Empty Enclosure (Box for Electrical Accessories-Desktop)	
Identification:	Type Designation: FZ501-D, FZ501-N, FZ510-D, FZ510-N, FZ515-N, FZ515-DZ, FZ515-NZ, FZ517-DZ, FZ517-NZ, FZ518-DD, FZ518-NZ, FZ507-D, FZ507-N, FZ518-D, FZ528-N, FZ521-D, FZ521-N, FZ516-D, FZ51A-D, FZ518-D, FZ532A-D, FZ532B-D Serial No. : Engineering Samples Remarks: Refer to test report: 50202406 001 for details	
This certificate of conformity is based on an evaluation of a sample of the above mentioned product. Technical Report and documentation are at the Licence Holder's disposal. This is to certify that the tested sample is in conformity with Annex I of Council Directive 2014/35/EU, referred to as the Low Voltage Directive. This certificate does not imply assessment of the series-production of the product and does not permit the use of a TÜV Rheinland mark of conformity. The holder of the certificate is authorized to use this certificate in connection with the EC declaration of conformity according to Annex IV of the Directive.		
		Certification Body
		 Zhao Xinhua
Date	26.11.2018	
TÜV Rheinland LGA Products GmbH - Tillystraße 2 - 90431 Nürnberg		
CE The CE marking may be used if all relevant and effective EC Directives are complied with. CE		

LVD test report

	Page 2 of 21	Report No.: 50202406 001
TEST REPORT		
Report No.:	50202406 001	
Applicant's name:	Fellifu Technology Co., Ltd.	
Applicant's address:	No.18, Chunhui Middle Road, Yongan Industrial Zone, Xianju County, Taizhou City, Zhejiang Province, China	
Sample description:	Empty Enclosure (Box for Electrical Accessories-Desktop)	
Model:	FZ501-D, FZ501-N, FZ507-D, FZ507-N, FZ510-D, FZ510-N, FZ515-DZ, FZ515-NZ, FZ517-DZ, FZ517-NZ, FZ518-DZ, FZ518-NZ, FZ528-D, FZ528-N, FZ521-D, FZ521-N, FZ525-N, FZ531A-D, FZ531B-D, FZ532A-D, FZ532B-D, FZ536-S	
Date of receipt of test item:	Refer to cover page	
Test location:	Room 02, The 2nd floor No.201, GRG Technological Building, 163 Ping Yun Rd, Tianhe District, Guangzhou, China	
Test standard:	EN 60670-1:2005+A1:2013	
Test date(s):	Refer to cover page	
Test result:	The test results are in compliance with the above mentioned standards.	
Date of issue:	Refer to cover page	
Other aspects:	/	
N/A		
Abbreviations: P = passed; F = failed; N/A = not applicable		

Product Show:
























Features:

- 1).Easy for plug to connect socket as 45 degree side angle
- 2).Easily screw up way fixing;
- 3).Support wide range of power and data accessories available to meet all requirements;
- 4).The length of product & cord cable are customized by requirement.

Available sockets or modules types:

SAFEWIRE

45 Type Function Accessories

								
F2	F3	F4	F11	F15	F16	F18		
								
F20/F21/F22/F23/F25/F28	F50	F51	F52	F53	F55	F56	F58	F59
								
F60	F62	F65/F66/F67/F68	F68	F71				



Wenzhou Safewire Electric Co.,Ltd.

No.152 Xingguang Road, Xingguang industry zone, Liushi town, Yueqing, Wenzhou,China ,325604
Tel:0086-577-62799688; Email:info@safewirele.com;

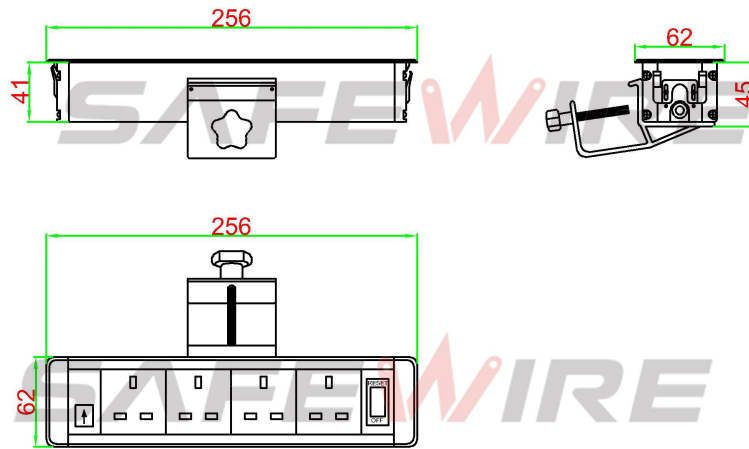
www.safewirele.com

FZ-508 Outline drawing:

SAFEWIRE

HTD-508 outline

Units:mm



Package:20 Pcs inner box into a master carton.Poly bag with box packing.

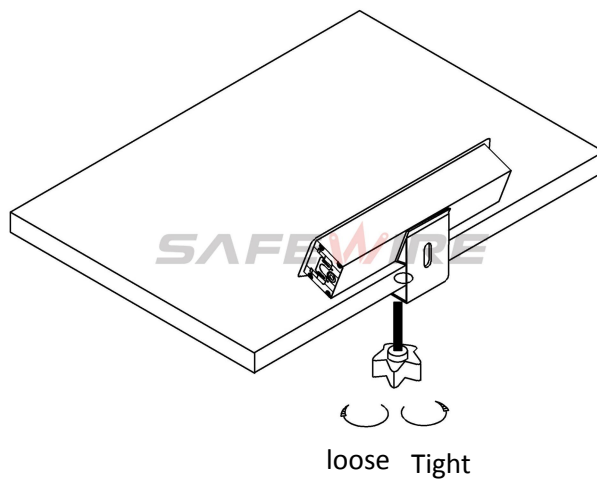
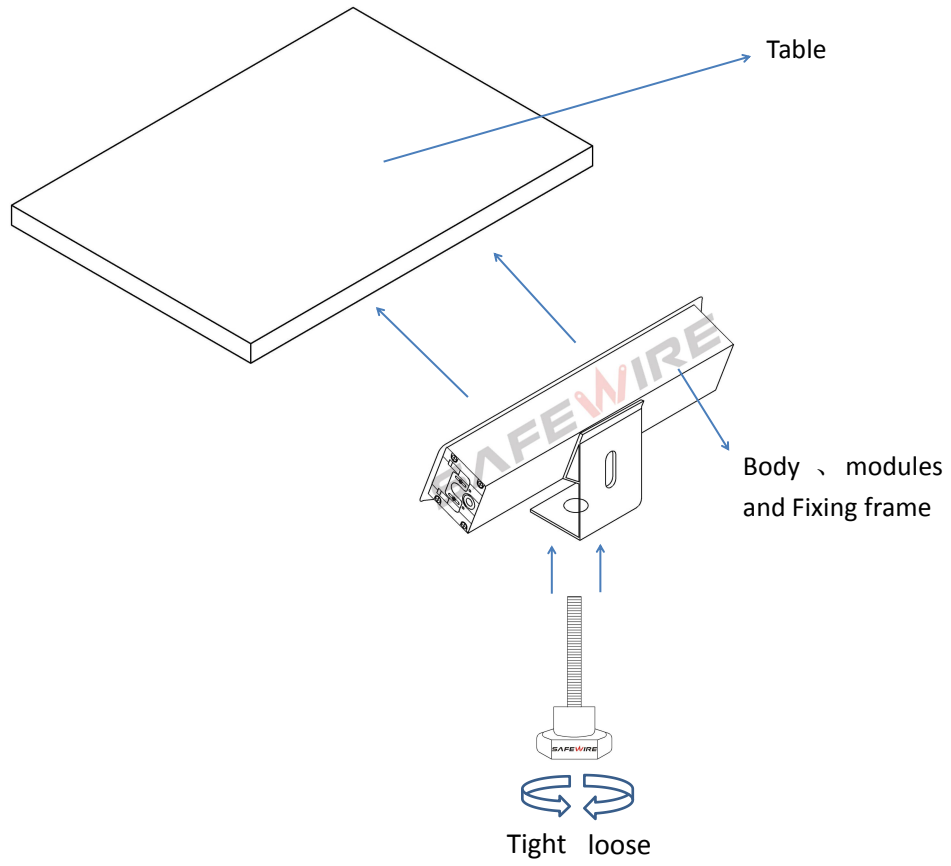




Wenzhou Safewire Electric Co.,Ltd.

No.152 Xingguang Road, Xingguang industry zone, Liushi town, Yueqing, Wenzhou,China ,325604
Tel:0086-577-62799688; Email:info@safewirele.com;

www.safewirele.com





Wenzhou Safewire Electric Co.,Ltd.

No.152 Xingguang Road, Xingguang industry zone, Liushi town, Yueqing, Wenzhou,China ,325604
Tel:0086-577-62799688; Email:info@safewirele.com;

www.safewirele.com

Installation Guide :

1.Installing Heavy current/Data systems

Insert heavy current devices from the top and connect from below and snaptabs into the frame;Insert connected data Jacks from below into the plate,Fasten equipped plate accordingly.

2.Interconnection

Pull the power cord through cable entry of enclosure.Connecting internal power cord according to the schematic. Pull the low voltage module,passing through the hole of bottom base.

3.Installing the product to table facet Tightening by five-star wrench

Attentions:

1.Use only in normal temperature.Do not expose to conditions that harm to the product's safety,such as humidity,dusty and corrosives.

2.Properly connecting and installing according to the rated voltage ,frequency,rated current and function identification of the product

3. All dimension quoted are nominal only. Drawings , images and text are for illustrative perposes only and product details and dimension are subject to change without notice.

Safety Warning:

1)This is a class I product and must be earthed.

2)This product must be installed/wired by a qualified electrician.

3)before installation/maintnance ,ensure the mains supply is switched off and the circuit fuses are removed or circuit breakers switch off.

4)For indoor use only.