

Wenzhou Safewire Electric CO.,Ltd.

SPECIFICATION SHEET

PRODUCT NAME: Desktop socket

PRODUCT No. : FZ-526



FZ-526

Address:2nd floor, Wealth Garden, Liushi town, Yueqing, Wenzhou,China ,325604

Tel:0086-577-61725369

Mob:0086-18612380398

ZIP:325604

(E-mail): info@safewirele.com

(WEB): <http://www.safewirele.com>

Tel:0086-577-61725369;

Email:info@safewirele.com;

<http://www.safewirele.com>



Technical parameters & characteristic :

1) Working environment:

1. The environment temperature:-5°C~/40°C
2. The rated voltage : 100V~~250V
3. The rated current : 10A、 13A、 16A、 20A

2) Characteristic:

1	Model	HTD-526	6	HS Code	8536690000
2	Brand Name	Safewire or OEM brand	7	Market standard	Customized
3	Type	floor socket	8	Place of origin	Wenzhou, Zhejiang ,China
4	Color	silver	9	Frequency	50Hz~60Hz
5	Grounding	Standard grounding	10	Current Type	AC

3) Technical parameters :

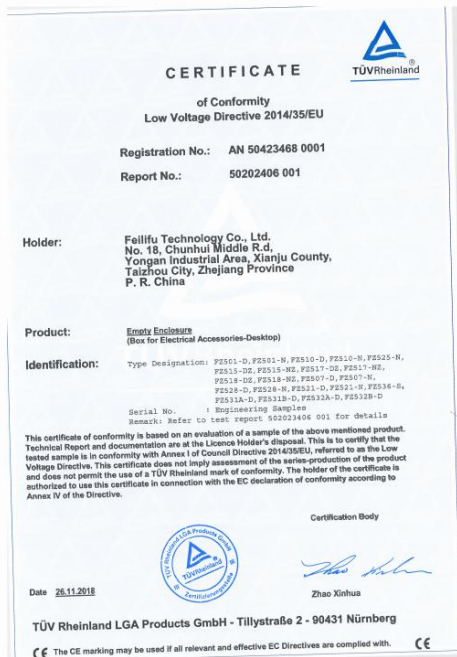
Serial No.	Parameter	Description
1	Material	Aluminum 6063, PC zinc alloy
2	Panel Material	Stainless/Brass
3	Surface finish	Painted/Oxygenated
4	Panel Dimension(mm)	φ124
5	Cutout(mm)	φ100
6	Dimension of product(mm)	380
7	Capacity of modules /Interface size	8 ways 45*45mm modules
8	Configuration	Power outlet+Data outlet or USB charging : Customized as required
9	Cable length	1.5m, 2m,3m or required length
10	Available modules	45*45mm Type series

Application:



- Office and education
- Industry and Engineering
- Presentation and retail;
- Orientation and safety;
- Transit areas and parking;
- Hotels, hospitality and wellness;
- Health, sport and leisure;
- Art and culture;

CE certificate by TUV,Germany



LVD test report

TEST REPORT	
Report No.....	50202406 001
Applicant's name.....	Feilifu Technology Co., Ltd.
Applicant's address.....	No.18, Chunhui Middle Road, Yongan Industrial Zone, Xianju County, Taizhou City, Zhejiang Province, China
Sample description:	Empty Enclosure (Box for Electrical Accessories-Desktop)
Model.....	FZ501-D, FZ501-N, FZ507-D, FZ507-N, FZ510-D, FZ510-N, FZ515-DZ, FZ515-NZ, FZ517-DZ, FZ517-NZ, FZ518-DZ, FZ518-NZ, FZ528-D, FZ528-N, FZ521-D, FZ521-N, FZ525-N, FZ531A-D, FZ531B-D, FZ532A-D, FZ532B-D, FZ536-S
Date of receipt of test item.....	Refer to cover page
Test location.....	Room 02, The 2nd floor No.201, GRG Technological Building, 163 Ping Yun Rd, Tianhe District, Guangzhou, China
Test standard.....	EN 6070-1:2005+A1:2013
Test date(s).....	Refer to cover page
Test result.....	The test results are in compliance with the above mentioned standards.
Date of issue.....	Refer to cover page
Other aspects:	/
N/A	
Abbreviations:	P = passed; F = failed; N/A = not applicable

Product Show:
























Features:

- 1) Upside-down installation possible.Connection is simple and made on the pop up socket in upper position . The unit is then hidden under the desktop, enabling the modules to come out push& pull the opening.
- 2) Enables the connection of 8 modules.
- 3) Suitably installed into 120mm grommet hole.
- 4) Casting made from aluminum and solid plastic.
- 5) Suitable for desk tops up to 50mm;
- 6) Coming with hardwired starter-or interlink cable. Also available with 2.5mm internal wiring.

available for 45*45mm type international sockets or modules types:

SAFEWIRE

45 Type Function Accessories

								
F2	F3	F4	F11	F15	F16	F18		
								
F20F21/F22F23/F25F28	F50	F51	F52	F53	F55	F56	F58	F59
								
F60	F62	F55/F66/F67/F68	F68	F71				

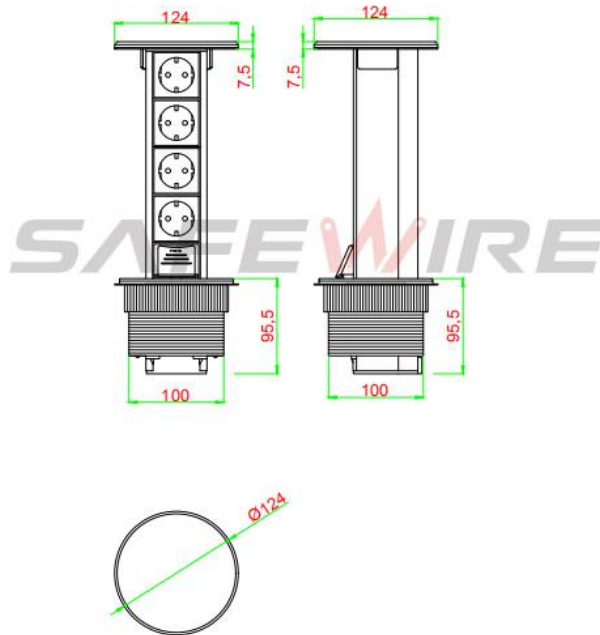


SAFEWIRE

Wenzhou Safewire Electric Co.,Ltd.

2nd floor, Wealth Garden, Liushi town, Yueqing, Wenzhou,China ,325604

FZ-526 Outline drawing:



Package:8 Pcs inner box into a master carton.Poly bag with box packing.

SafeWire

Package solution



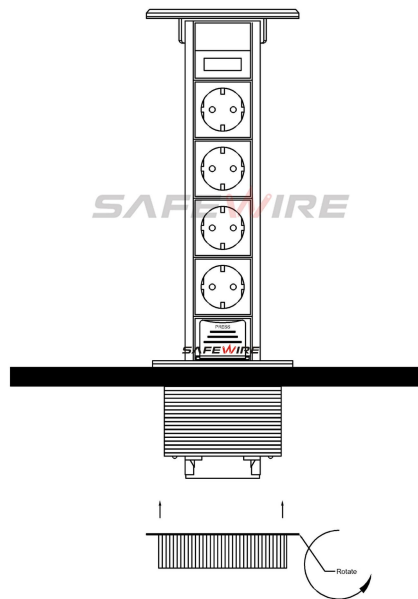
Body and module

www.safewirele.com

Tel:0086-577-61725369;

Email:info@safewirele.com;

http://www.safewirele.com



Installation Process

1. Cut out $\phi 100\text{mm}$.
2. Rotate the mounting ring thread first and remove it.
3. Put the product into the opened hole.
4. Rotate and tighten the mounting ring thread and secure the product to the table.





SAFEWIRE

Wenzhou Safewire Electric Co.,Ltd.

2nd floor, Wealth Garden, Liushi town, Yueqing, Wenzhou,China ,325604



Attentions:

- 1.Prevent from corrosive liquid, gas (strong acid, strong alkali, paint)and humidity.
2. All dimension quoted are nominal only. Drawings , images and text are for illustrative purposes only and product details and dimension are subject to change without notice.

Safety Warning:

- 1)This is a class I product and must be earthed.
- 2)This product must be installed/wired by a qualified electrician.
- 3)before installation/maintenance ,ensure the mains supply is switched off and the circuit fuses are removed or circuit breakers switch off.
- 4)For indoor use only.