

Wenzhou Safewire Electric CO.,Ltd.

# SPECIFICATION SHEET

**PRODUCT NAME:** AV Multi-media floorbox

**PRODUCT No. :** HTD-210-AV



Address:2nd floor, Wealth Garden, Liushi town, Yueqing, Wenzhou,China ,325604

Tel:0086-577-61725369

Mob:0086-18612380398

ZIP:325604

(E-mail) : [info@safewirele.com](mailto:info@safewirele.com)

(WEB): <http://www.safewirele.com>



**Technical parameters & characteristic :**

**1) Working environment:**

1. The environment temperature:-5°C~/40°C
2. The rated voltage : 100V~~250V
3. The rated current : 10A、 13A、 16A、 20A

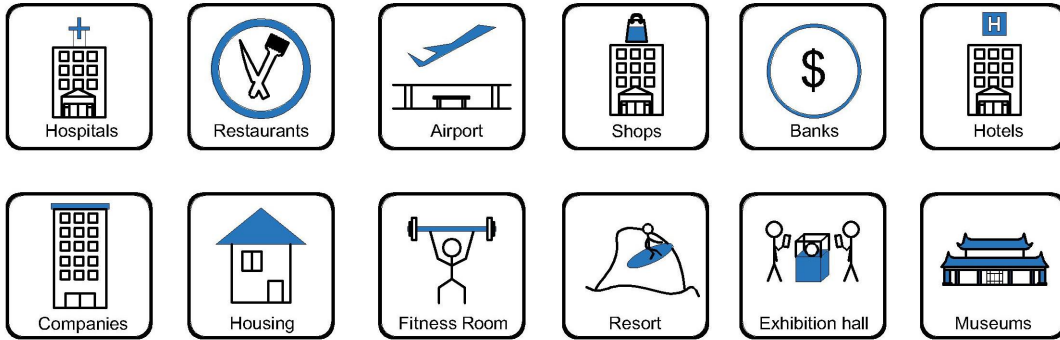
**2) Characteristic:**

|          |                   |                       |           |                        |                          |
|----------|-------------------|-----------------------|-----------|------------------------|--------------------------|
| <b>1</b> | <b>Model</b>      | <b>HTD-210-AV</b>     | <b>6</b>  | <b>HS Code</b>         | 8536690000               |
| <b>2</b> | <b>Brand Name</b> | Safewire or OEM brand | <b>7</b>  | <b>Market standard</b> | <b>Customized</b>        |
| <b>3</b> | <b>Type</b>       | AV Floorbox           | <b>8</b>  | <b>Place of origin</b> | Wenzhou,Zhejiang , China |
| <b>4</b> | <b>Color</b>      | Golden, silver, etc   | <b>9</b>  | <b>Frequency</b>       | 50Hz~60Hz                |
| <b>5</b> | <b>Grounding</b>  | Standard grounding    | <b>10</b> | <b>Current Type</b>    | AC                       |

**3) Technical parameters :**

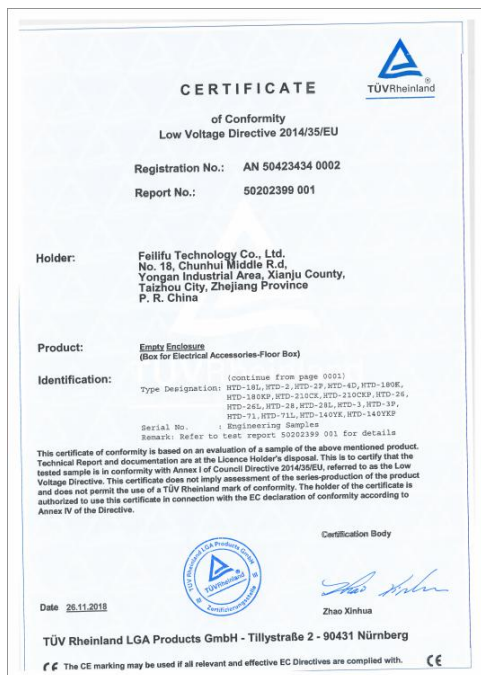
| Serial No. | Parameter                     | Description                           |
|------------|-------------------------------|---------------------------------------|
| 1          | <b>Panel Material</b>         | Brass alloy/Stainless steel           |
| 2          | <b>Surface finish</b>         | Wire drawing/Polishing/Spray painting |
| 3          | <b>Panel Dimension(mm)</b>    | 210*210                               |
| 4          | <b>Cutout(mm)</b>             | 198*198                               |
| 5          | <b>Capacity of modules</b>    | 15 ways modules                       |
| 6          | <b>Mounting type</b>          | Declining installation                |
| 7          | <b>Sink box Material</b>      | Steel+Zinc plated                     |
| 8          | <b>Base box dimension(mm)</b> | 195*195*75                            |
| 9          | <b>Available modules</b>      | 45*45/22.5*45(mm) Or 23*36mm          |

## Application:

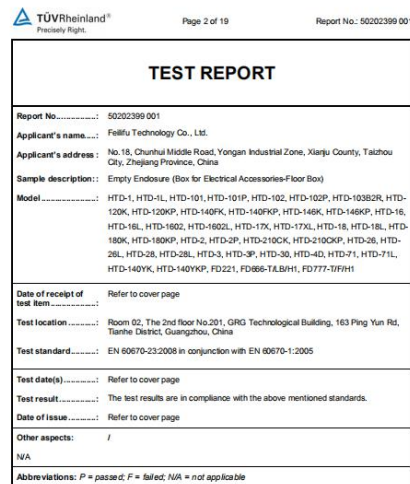


1. This model has bevelled edges to allow the cover to conceal the cut edge of the carpet or floor covering below.
2. The solid stainless/brass steel cover is useful for installation where the flooring material is not suitable for use in a rebated cover .Two cord outlet ports fold into the box to allow cables to exit when in use.
3. Designed to feed workstations or equipment in open plan areas.Cables may be routed to a desk using an optional cable umbilical.
4. For concrete floor/access floor

### CE certificate by TUV,Germany



### LVD test report



**Product Show:**



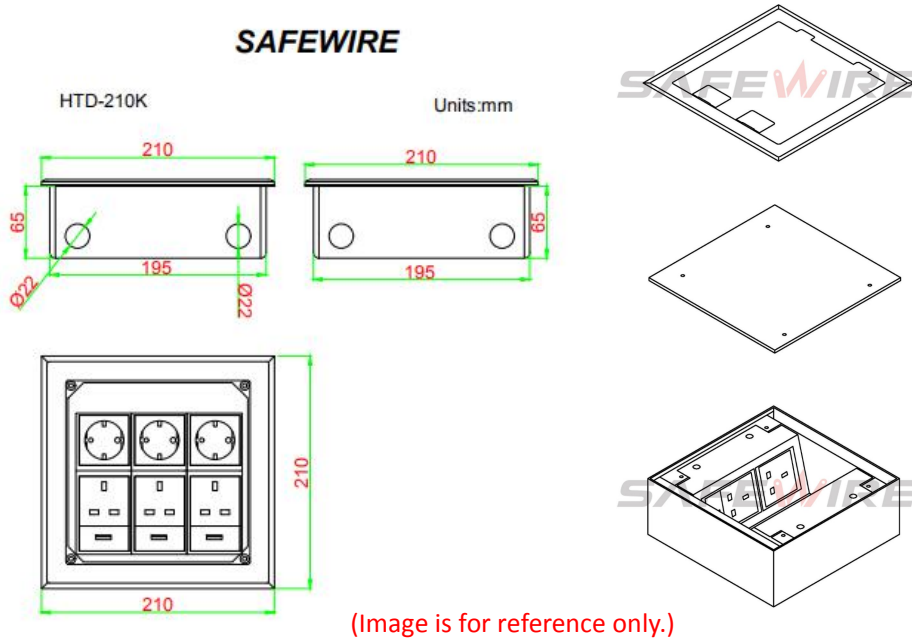
**Features:**

- 1.Application: Stainless Open cover-plate,15 ways 128 type AV Multi-Media AV floor boxes with panel of 210\*210 mm;
  - 2.Mounting type:Horizontal installation.
  - 3.Total 80mm height and with top plug clearance is over 48mm .
  - 4.Optional Cavity: with cavity depth 20mm.
- Available for F type 45\*45mm type or D type23\*26mm international sockets or modules types:

**23\*36mm C series Match Panasonic socket**

|                                                                                     |                                                                                     |                                                                                     |                                                                                     |                                                                                     |                                                                                      |
|-------------------------------------------------------------------------------------|-------------------------------------------------------------------------------------|-------------------------------------------------------------------------------------|-------------------------------------------------------------------------------------|-------------------------------------------------------------------------------------|--------------------------------------------------------------------------------------|
|  |  |  |  |  |  |
| C1                                                                                  | C2                                                                                  | C3                                                                                  | C4                                                                                  | C5                                                                                  | C6                                                                                   |
| DC                                                                                  | DM Female XLR / Canon                                                               | DVI                                                                                 | HDMI                                                                                | SC                                                                                  | SMTPE                                                                                |
|  |  |  |  |  |  |
| C7                                                                                  | C8                                                                                  | C9                                                                                  | C10                                                                                 | C11                                                                                 | C12                                                                                  |
| USB                                                                                 | USB3.0                                                                              | VGA                                                                                 | AMP bridge                                                                          | 8 pin Female microphone                                                             | 8 pin Male microphone                                                                |
|  |  |  |  |  |  |
| C13                                                                                 | C14                                                                                 | C15                                                                                 | C16                                                                                 | C17                                                                                 | C18                                                                                  |
| Telephone                                                                           | Computer                                                                            | Data                                                                                | TV                                                                                  | 8 P multi-socket                                                                    | Soldering Earphone Stereophones                                                      |
|  |  |  |  |  |  |
| C19                                                                                 | C20                                                                                 | C21                                                                                 | C22                                                                                 | C23                                                                                 | C24                                                                                  |
| Earphone Stereophones                                                               | 2 pin Socket                                                                        | Male XLR/Canon                                                                      | Two port Fibre-optical                                                              | Fibre-optical                                                                       | Microphone                                                                           |
|  |  |  |  |  |  |
| C25                                                                                 | C26                                                                                 | C27                                                                                 | C28                                                                                 | C29                                                                                 | C30                                                                                  |
| Bottom                                                                              | Empty plate                                                                         | Female XLR/Canon                                                                    | Three phase                                                                         | Video                                                                               | Two port stereophone (SDI)                                                           |
|  |  |  |  |  |  |
| C31                                                                                 | C32                                                                                 | C33                                                                                 | C34                                                                                 | C35                                                                                 | C36                                                                                  |
| Soldering Two port stereophones                                                     | 4 pin multi socket                                                                  | Stage                                                                               | Stage                                                                               | Rotate 6 pin multi-socket                                                           | Rotate 3 pin multi-socket                                                            |
|  |  |  |  |                                                                                     |                                                                                      |
| C37                                                                                 | C38                                                                                 | C39                                                                                 | C40                                                                                 |                                                                                     |                                                                                      |
| Audio                                                                               | RCA                                                                                 | Acoustics                                                                           | EU socket                                                                           |                                                                                     |                                                                                      |


**HTD-210K Outline drawing:**



**Package:**4 Pcs inner box into a master carton.Poly bag with box packing.

**SafeWire**

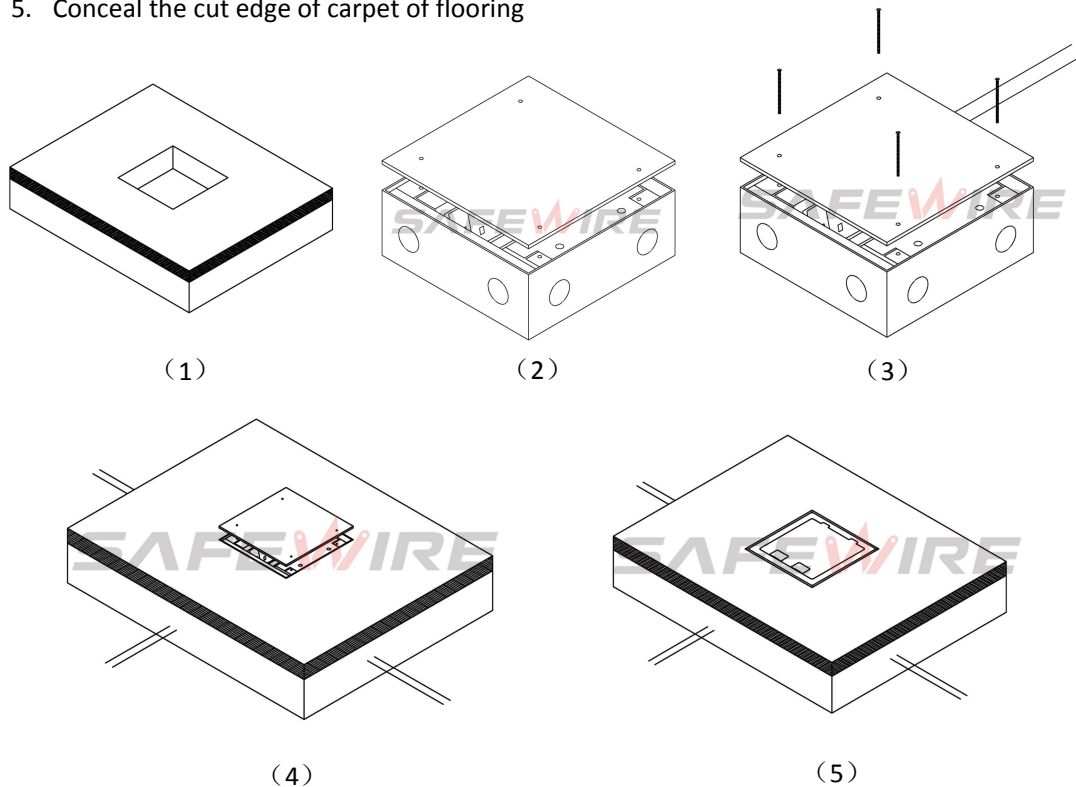
Package solution



[www.safewirele.com](http://www.safewirele.com)

**Installation instructions:**

1. Cut out 198\*198(mm), Powering the slurry.
2. Remove the pre-installed temporary lid,wiring and installing modules.
3. Pre-installed cable pipe as per your request .
4. Install cover lid and tighten with screws.
5. Conceal the cut edge of carpet of flooring



**Attentions:**

- 1.When installing and wiring,Product should avoid direct contact with corrosive liquid, gas (strong acid, strong alkali, paint).
- 2.This product is suitable for dry surface treatment, avoid water flush and immersion, and ensure its insulation.This product is not suitable for use in wet areas.
- 3.All dimensions quotes are nominal only.Drawing images and specification are only for illustrative purposes and dimensions are subject to final confirmation by us.

**Safety Warning:**

- 1.This is a class I product and must be earthed
- 2.This product must be installed/wired by a qualified electrician
- 3.For indoor use only.
- 4.For concrete access floor.