

Wenzhou Safewire Electric CO.,Ltd.

SPECIFICATION SHEET

PRODUCT NAME: AV Multi-media floorbox

PRODUCT No. : HTD-250-AV



Address:2nd floor, Wealth Garden, Liushi town, Yueqing, Wenzhou,China ,325604

Tel:0086-577-61725369

Mob:0086-18612380398

ZIP:325604

(E-mail) : info@safewirele.com

(WEB): <http://www.safewirele.com>



Technical parameters & characteristic :

1) Working environment:

1. The environment temperature:-5°C~/40°C
2. The rated voltage : 100V~~250V
3. Rated current : 10A、 13A、 16A、 20A


2) Characteristic:

1	Model	HTD-250-AV	6	HS Code	8536690000
2	Brand Name	Safewire or OEM brand	7	Market standard	Customized
3	Type	AV Floorbox	8	Place of origin	Zhejiang , Wenzhou, China
4	Color	Golden, silver, etc	9	Frequency	50Hz~60Hz
5	Grounding	Standard grounding	10	Current Type	AC

3) Technical parameters :

Serial No.	Parameter	Description
1	Panel Material	Brass alloy/Stainless steel
2	Surface finish	Wire drawing/Polishing/Spray painting
3	Panel Dimension(mm)	250*250
4	Cutout(mm)	233x233
5	Capacity of modules	18 ways modules
6	Mounting type	Horizontal installation
7	Bracket material	Zinc Alloy & Alu Alloy
8	Sink box Material	Steel+Zinc plated
9	Base box dimension(mm)	230*230*75
10	Available modules	45*45/22.5*45(mm) or 23*36mm

Application:



1. This model has bevelled edges to allow the cover to conceal the cut edge of the carpet or floor covering below.
2. The solid stainless/brass steel cover is useful for installation where the flooring material is not suitable for use in a rebated cover .Two cord outlet outlet ports fold into the box to allow cables to exit when in use.
3. Designed to feed workstations or equipment in open plan areas.Cables may be routed to a desk using an optional cable umbilical.
4. For concrete floor/allless floor

Product Show:



Features:

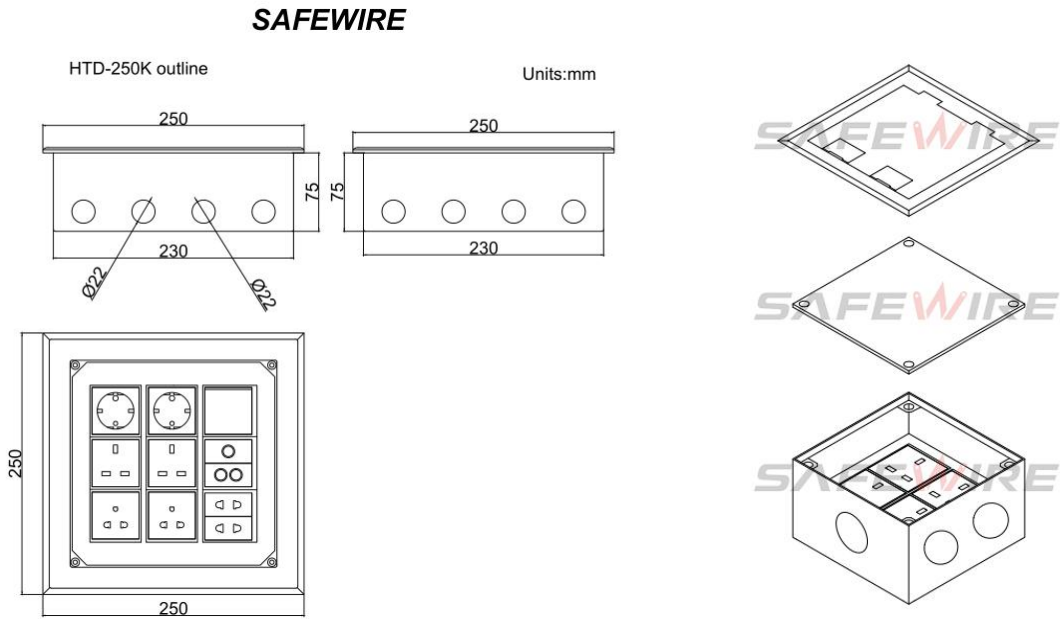
- 1.Application: Stainless Open cover-plate,20 ways 128 type AV Multi-Media AV floor boxes with panel of 210*210 mm;
- 2.Mounting type:Horizontal installation.
- 3.Total 80mm height and with top plug clearance is over 48mm .
- 4.Optional Cavity: with cavity depth 20mm.

Available for F type 45*45mm type or D type23*26mm international sockets or modules types:

23*36mm C series Match Panasonic socket

					
<i>C1</i>	<i>C2</i>	<i>C3</i>	<i>C4</i>	<i>C5</i>	<i>C6</i>
DC	DM Female XLR / Canon	DVI	HDMI	SC	SMTPE
					
<i>C7</i>	<i>C8</i>	<i>C9</i>	<i>C10</i>	<i>C11</i>	<i>C12</i>
USB	USB3.0	VGA	AMP bridge	8 pin Female microphone	8 pin Male microphone
					
<i>C13</i>	<i>C14</i>	<i>C15</i>	<i>C16</i>	<i>C17</i>	<i>C18</i>
Telephone	Computer	Data	TV	8 P multi-socket	Soldering Earphone Stereophones
					
<i>C19</i>	<i>C20</i>	<i>C21</i>	<i>C22</i>	<i>C23</i>	<i>C24</i>
Earphone Stereophones	2 pin Socket	Male XLR/Canon	Two port Fibre-optical	Fibre-optical	Microphone
					
<i>C25</i>	<i>C26</i>	<i>C27</i>	<i>C28</i>	<i>C29</i>	<i>C30</i>
Buttom	Empty plate	Female XLR/Canon	Three phase	Video	Two port stereophone (SDI)
					
<i>C26</i>	<i>C27</i>	<i>C28</i>	<i>C29</i>	<i>C30</i>	<i>C31</i>
Soldering Two port stereophones	4 pin multi socket	Stage	Stage	Rotate 6 pin multi-socket	Rotate 3 pin multi-socket
					
<i>C32</i>	<i>C33</i>	<i>C34</i>	<i>C35</i>		
Audio	RCA	Acoustics	EU socket		

HTD-250K/250AK Outline drawing:



(Image is for reference only.)

Package:4 Pcs inner box into a master carton.Poly bag with box packing.

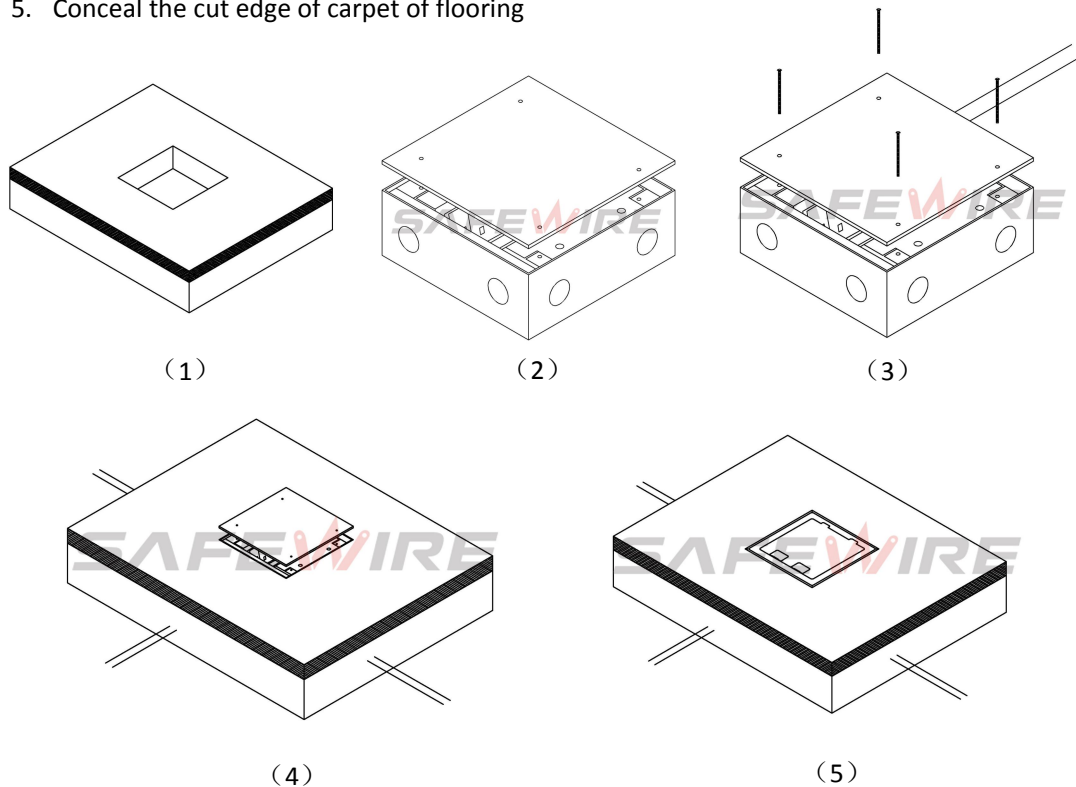
SafeWire

Package solution



Installation instructions:

1. Cut out 233*233(mm), Powering the slurry.
2. Remove the pre-installed temporary lid,wiring and installing modules.
3. Per-installthe cable pipe as per your request .
4. Install cover lid and tighten with screws.
5. Conceal the cut edge of carpet of flooring



Attentions:

- 1.When installing and wiring,Product should avoid direct contact with corrosive liquid, gas (strong acid, strong alkali, paint).
- 2.This product is suitable for dry surface treatment, avoid water flush and immersion, and ensure its insulation.This product is not suitable for use in wet areas.
- 3.All dimensions quotes are nominal only.Drawing images and specification are only for illustrative purposes and dimensions are subject to final confirmation by us.

Safety Warning:

- 1.This is a class I product and must be earthed
- 2.This product must be installed/wired by a qualified electrician
- 3.For indoor use only.
- 4.For concrete access floor.