



Wenzhou Safewire Electric Co.,Ltd.

No.152 Xingguang Road, Xingguang industry zone, Liushi town, Yueqing, Wenzhou,China ,325604  
Tel:0086-577-62799688; Email:info@safewirele.com;

[www.safewirele.com](http://www.safewirele.com)

---

Wenzhou Safewire Electric CO.,Ltd.

# SPECIFICATION SHEET

**PRODUCT NAME:** Wall switch

**PRODUCT No. :** XJY-USB-43B



ADD: 152 xingguang industrial zone, yueqing city, zhejiang province

(TEL) :0086-577-62799688

(E-mail) : info@safewirele.com

(WEB): <http://www.safewirele.com>



Wenzhou Safewire Electric Co.,Ltd.

No.152 Xingguang Road, Xingguang industry zone, Liushi town, Yueqing, Wenzhou,China ,325604  
Tel:0086-577-62799688; Email:info@safewirele.com;

[www.safewirele.com](http://www.safewirele.com)

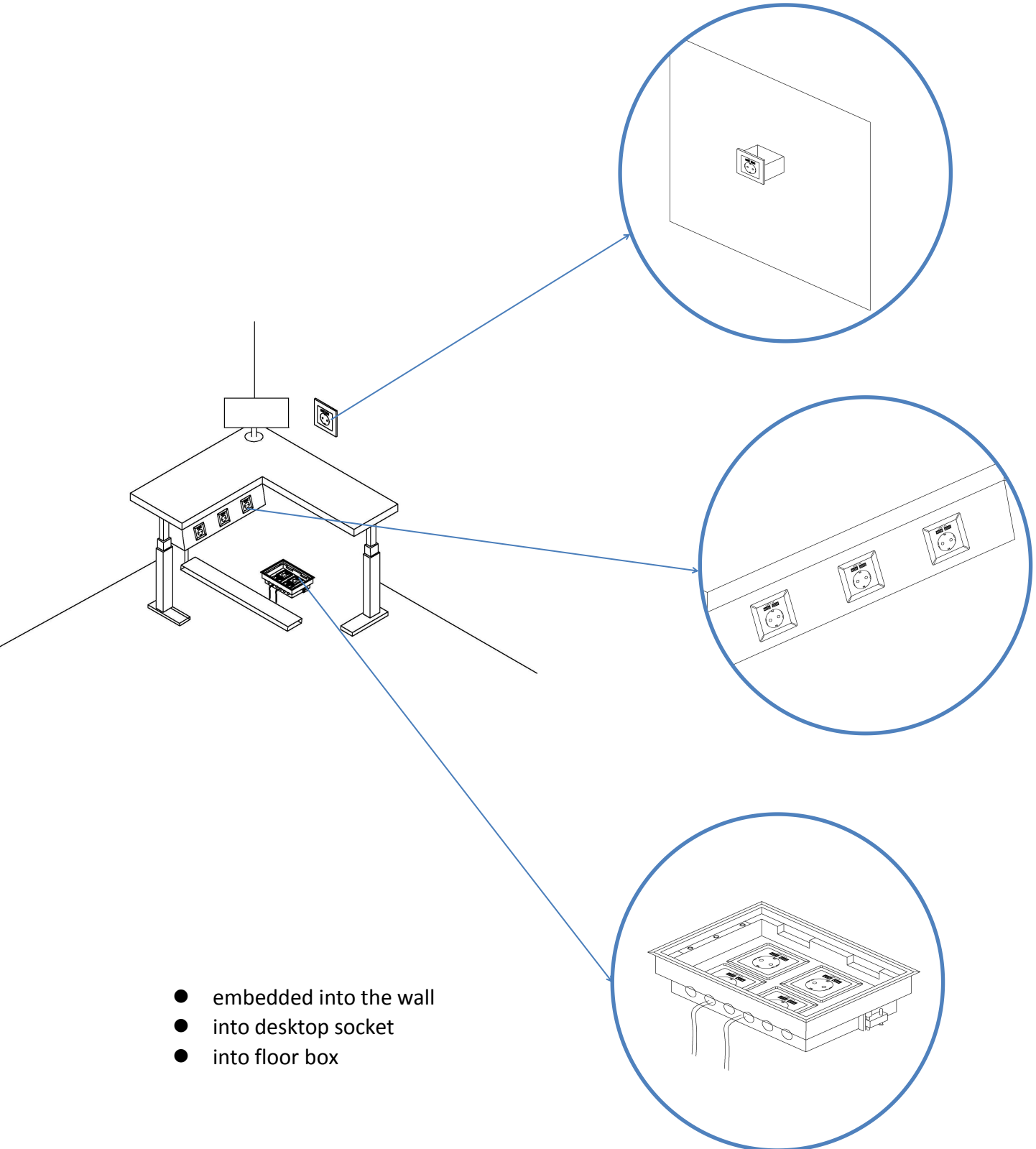
## **USB Characteristic:**

Serial No.	Parameter	Description
1	Panel Material	PC 94-V0
2	Inside material	Tin phosphorous bronze
3	Surface finish	Glossy
4	USB DC output	2.4A/5V
5	Output voltage tolerance	±5%
6	Output power	Max.12W
7	Service life in hours	3000h 12W
8	Efficiency	78%
9	No-load power consumption	Max 0.2W
10	Input voltage	100~240v/AC 50~60Hz
11	Color	White RAL9003 Black
12	Number of terminals	2 screw terminals
13	Electrical insulation class	Class II
14	IK degree of protection	IK04
15	IP degree of protection	IP21
16	Dimension of product	80*80mm

## **Environmental requirements**

Serial No.	Parameter	Description
1	Operating temperature	-10℃~+40℃;Operating
2	humidity	20%~90% RH
3	Storage temperature	-20℃~+85℃;storage
4	humidity	10%~95% RH
5	Resistance to pressure	≥3Kv/AC 1min
6	Isolation resistance	500v DC/100MΩ

## **Application:**



- embedded into the wall
- into desktop socket
- into floor box



## Wenzhou Safewire Electric Co.,Ltd.

No.152 Xingguang Road, Xingguang industry zone, Liushi town, Yueqing, Wenzhou,China ,325604  
Tel:0086-577-62799688; Email:info@safewirele.com;

[www.safewirele.com](http://www.safewirele.com)

# Certificate of Compliance

Certificate Number: BSTSH190711792501CC

**Applicant** : ZHEJIANG NEW-EPOCH COMMUNICATION INDUSTRY CO., LTD  
Develop Road, Wengyang Industry Zone, Yueqing, Zhejiang, China  
**Manufacturer** : ZHEJIANG NEW-EPOCH COMMUNICATION INDUSTRY CO., LTD  
Develop Road, Wengyang Industry Zone, Yueqing, Zhejiang, China  
**Product Name** : FIXED SOCKET-OUTLET WITH USB PORT  
**Main Test Model** : USB-19B  
**Additional Model** : USB-10, USB-11, USB-12, USB-15, USB-16, USB-17, USB-18,  
USB-18B, USB-19, USB-20, USB-21, USB-22, USB-23, USB-24,  
USB-25, USB-26, USB-27, USB-28, USB-29, USB-30, USB-31,  
USB-32, USB-33, USB-34, USB-35, USB-36, USB-37, USB-40,  
USB-41, USB-42, USB-43, USB-44, USB-45  
**Test Standard** : IEC 62321-4:2013+AMD1:2017, IEC 62321-5:2013,  
IEC 62321-6:2015, IEC 62321-7-1:2015,  
IEC 62321-7-2:2017, IEC 62321-8:2017  
**As shown in the Test Report No.** : BSTSH190711792501CR

The EUT described above has been tested by us and found in compliance with the council RoHS 2 Directive 2011/65/EU Annex II (EU) 2015/863 as last amended by Directive (EU) 2017/2102. This certificate is only valid in conjunction with the test report.

**RoHS**

Tony Qian  
Approved Signatory  
Jul.15, 2019

**Dongguan BST Testing Co., Ltd**

Add: A1201-1204 Xinsanqi of Dongbao Road, Dongcheng District, Dongguan, Guangdong, China

Certificate Search: <http://www.bst-lab.com>, Tel: 400-8829628, 800-9990305, E-mail: christina@bst-lab.com

## Feature :



1.5...2.5mm<sup>2</sup> for stranded cable (s)

1.5...2.5mm<sup>2</sup> for flexible cable (s)

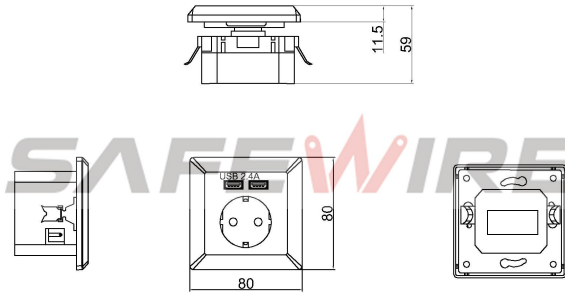
1.5...2.5mm<sup>2</sup> for rigid cable (s)

- 1).Dual charge USB charging port: can be supplied for both 2 sets of equipment at high speed. Power supplies stable and can be use of vaious types of global apple, Android and other devices.
- 2). AC wall socket module with single grounded French Schuko outlet;
- 3).MAX 5V dual 2.4A USB output power, really output be certificated by CE,IEC60950 FOR LVD and IEC55024,IEC61000 for EMC;
- 4). All materials be RoHS directive tested

**XJY-USB-43B Outline drawing:**

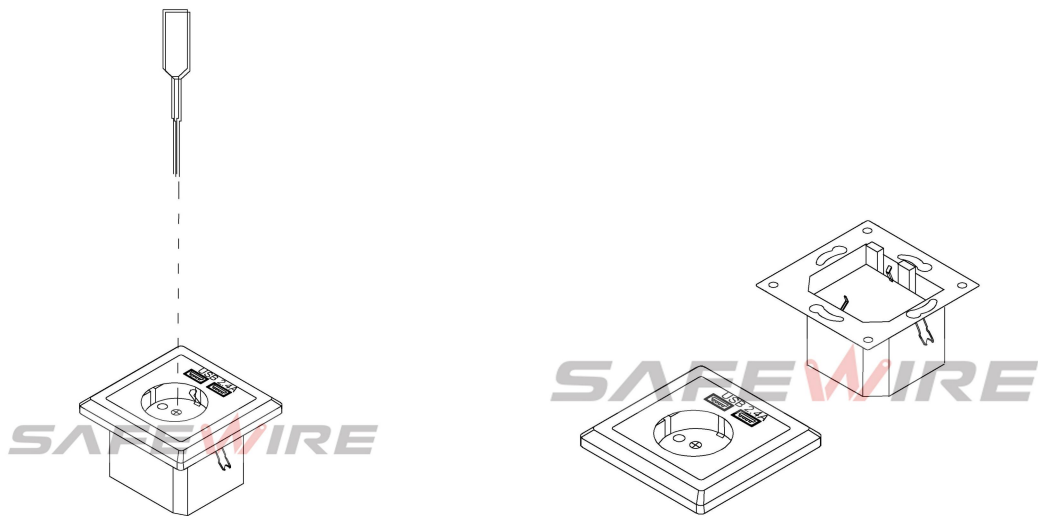
XJY-USB-43Boutline

Units:mm



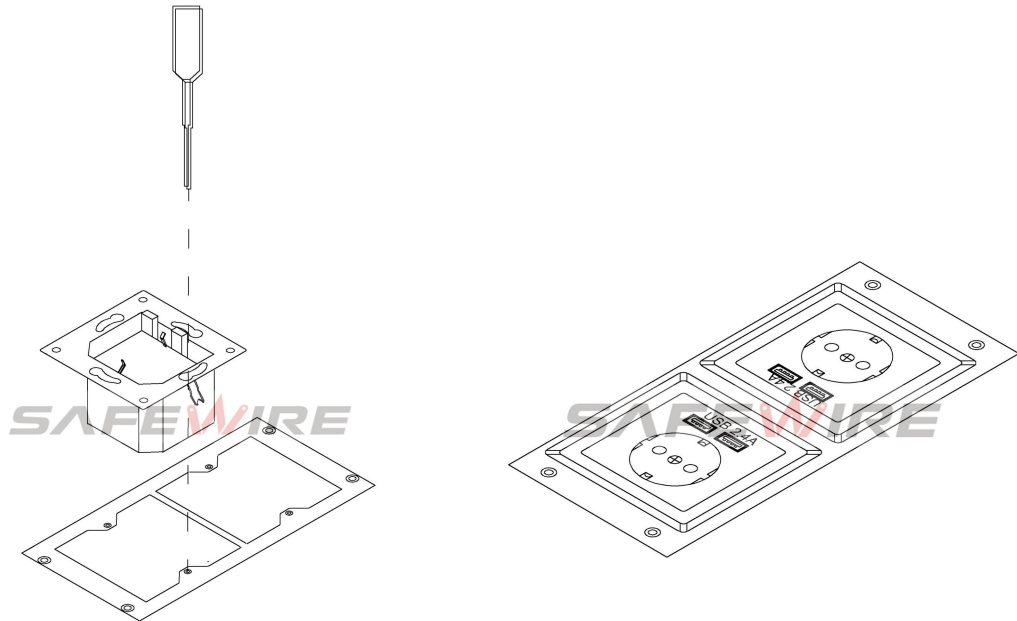
**Installation Process**

- 1..Use a tool to unscrew the middle of the panel
- 2.Just point the hole of USB switch and bridge/frame slot them together.
- 3.Screw and tighten them.



(1)

(2)



(3)

**4.Safety Warning:**

1. This is a class I product and must be earthed.
2. For indoor use only.
- 3.This product must be installed/wired by a qualified electrician.

**5.Attentions:**

- 1.Protect children from touch skirt of USB port.
- 2.Ensure current and voltage as rating current/voltage .DO not overload
3. Prevent from corrosive liquid, gas (strong acid, strong alkali, paint)and humidity.