



Wenzhou Safewire Electric Co.,Ltd.

2nd floor, Wealth Garden, Liushi Town, Yueqing city,Wenzhou,Zhejiang,China

Tel:0086-577-61725369; Email:info@safewirele.com;

www.safewirele.com

Wenzhou Safewire Electric CO.,Ltd.

SPECIFICATION SHEET

PRODUCT NAME: Australia socket

PRODUCT No. : F3A



ADD: 2nd floor, Wealth Garden, Liushi Town, Yueqing city,Wenzhou,Zhejiang,China

(TEL) :0086-577-61725369

(E-mail) : info@safewirele.com

(WEB): <http://www.safewirele.com>



Wenzhou Safewire Electric Co.,Ltd.

2nd floor, Wealth Garden, Liushi Town, Yueqing city, Wenzhou, Zhejiang, China

Tel:0086-577-61725369; Email:info@safewirele.com;

www.safewirele.com

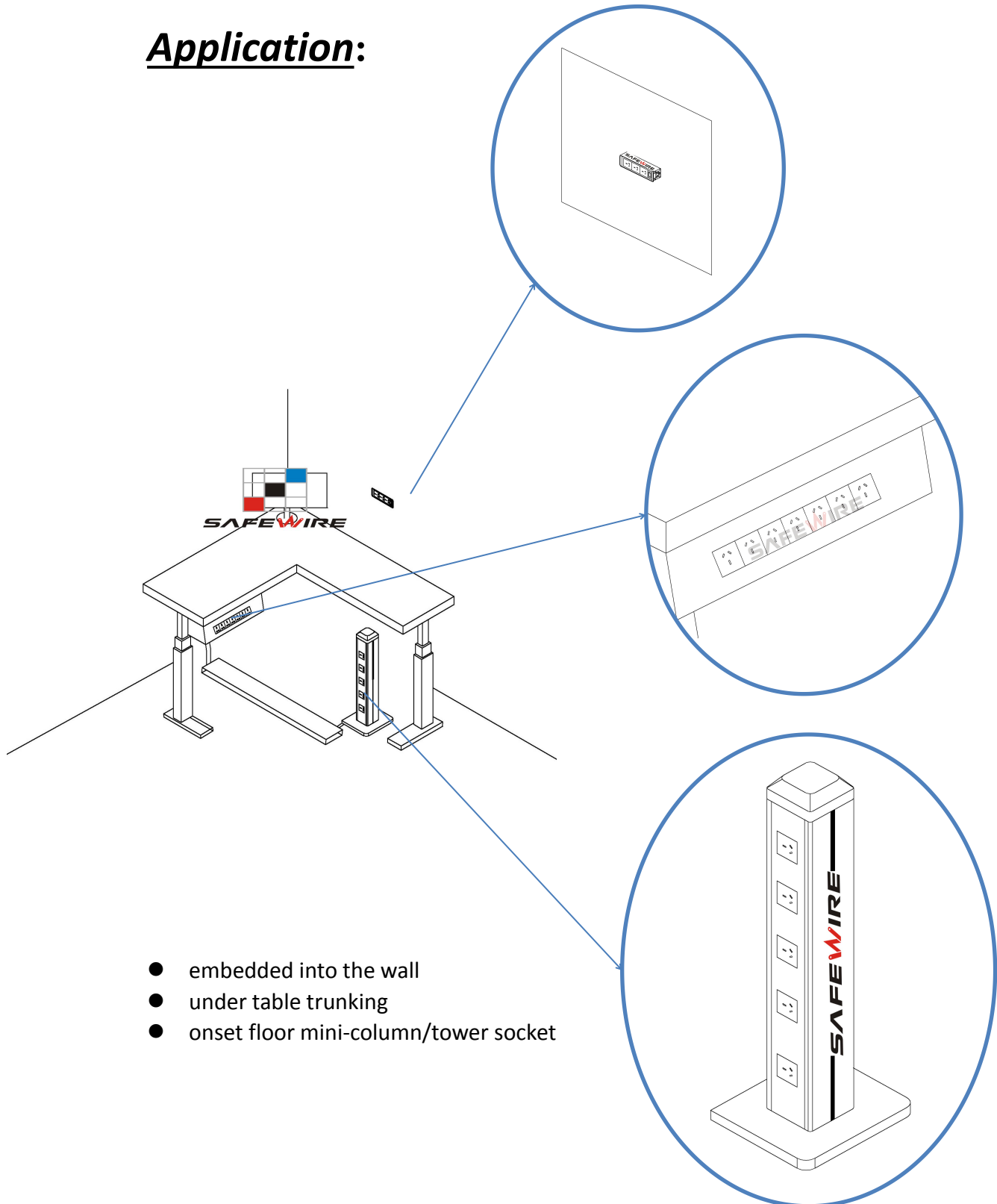
Characteristic:

Serial No.	Parameter	Description
1	Panel Material	PC 94-V0
2	Inside material	Tin phosphorous bronze
3	Surface finish	Glossy
4	Input voltage	240v/AC 50~60Hz
5	Rated current	18A
6	3 pin Withdrawal force	54N
7	2 pin Withdrawal force	2N-18N
8	Durability	≥5000
9	Color	customization
10	Number of terminals	2 screw terminals
11	Outlet	Australia socket
12	IK degree of protection	IK04
13	IP degree of protection	IP21
14	Dimension of product	45*45mm

Environmental requirements

Serial No.	Parameter	Description
1	Operating temperature	-10℃~+40℃;Operating
2	humidity	20%~90% RH
3	Storage temperature	-20℃~+85℃;storage
4	humidity	10%~95% RH
5	Resistance to pressure	≥3Kv/AC 1min
6	Isolation resistance	500v DC/100MΩ

Application:



- embedded into the wall
- under table trunking
- onset floor mini-column/tower socket

Feature :



1.5...2.5mm² for stranded cable (s)

1.5...2.5mm² for flexible cable (s)

1.5...2.5mm² for rigid cable (s)



insulation resistance tester



dielectric strength tester



Current tester

1. toolless installation
2. Single , double , triple , multi-socket using the connection block
3. With optional safety key
4. With red ,green ,white finish for UPS ,health sector or specific power supply.

Package:10 Pcs connector in poly bag separately with inner box. 10pcs inner boxes in one carton box

SafeWire

Package solution

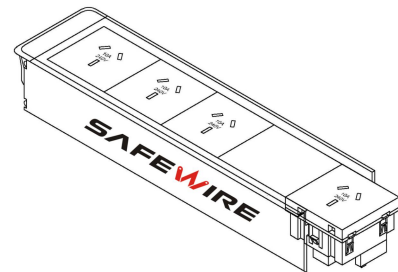
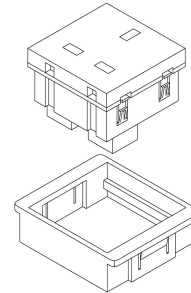
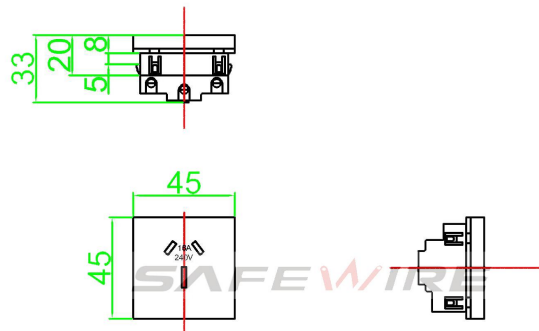


F3A Outline drawing:

SAFEWIRE

F3A Outline

Units:mm



Installation Process

1. Insert the connection block in the contacts of the socket
2. Easy to install: Pre-assembled system product need only a screwdriver to have their cables connected and to fit them on the boxes-just a few seconds work for an incredible long-last installation.





Wenzhou Safewire Electric Co.,Ltd.

2nd floor, Wealth Garden, Liushi Town, Yueqing city,Wenzhou,Zhejiang,China

Tel:0086-577-61725369; Email:info@safewirele.com;

www.safewirele.com

4.Safety Warning:

1. For indoor use only.
- 2.This product must be installed/wired by a qualified electrician.

5.Attentions:

- 1.Protect children from touch skirt of socket.
- 2.Ensure current and voltage as rating current/voltage .Do not overload
3. Prevent from corrosive liquid, gas (strong acid, strong alkali, paint)and humidity.