

Wenzhou Safewire Electric CO.,Ltd.

# SPECIFICATION SHEET

**PRODUCT NAME:** Pop up floor socket

**PRODUCT No. :** HTD-7



ADD: 152 xinguang industrial zone, yueqing city, zhejiang province

(TEL) :0086-577-62799688

(E-mail) : info@safewirele.com

(WEB): <http://www.safewirele.com>



**Technical parameters & characteristic :**

**1) Working environment:**

1. The environment temperature:-5°C~/40°C
2. The rated voltage : 100V~~250V
3. Rated current : 10A、 13A、 16A、 20A


**2) Characteristic:**

<b>1</b>	<b>Model</b>	<b>HTD-7</b>	<b>6</b>	<b>HS Code</b>	8536690000
<b>2</b>	<b>Brand Name</b>	Safewire or OEM brand	<b>7</b>	<b>Market standard</b>	<b>Customized</b>
<b>3</b>	<b>Type</b>	floor socket	<b>8</b>	<b>Place of origin</b>	Zhejiang , Wenzhou, China
<b>4</b>	<b>Color</b>	Golden, silver	<b>9</b>	<b>Frequency</b>	50Hz~60Hz
<b>5</b>	<b>Grounding</b>	Standard grounding	<b>10</b>	<b>Current Type</b>	AC

**3) Technical parameters :**

Serial No.	Parameter	Description
<b>1</b>	<b>Panel Material</b>	Brass alloy/Alu alloy
<b>2</b>	<b>Surface finish</b>	Wire drawing/Polishing/Spray painting
<b>3</b>	<b>Panel Dimension(mm)</b>	Ø150
<b>4</b>	<b>Cutout(mm)</b>	103x103
<b>5</b>	<b>Capacity of modules</b>	3 ways modules
<b>6</b>	<b>Bracket material</b>	Zinc Alloy & Alu Alloy
<b>7</b>	<b>Sink box Thickness</b>	1.2mm
<b>8</b>	<b>Sink box Material</b>	Steel+Zinc plated
<b>9</b>	<b>Available modules</b>	45*45/45*22.5(mm)
<b>10</b>	<b>Damping device (DP)</b>	Normal Pop-up & Soft Pop-up available
<b>11</b>	<b>N.W(kg)</b>	1.00( Brass alloy); 0.76(Alu alloy)
<b>12</b>	<b>G.W(kg)</b>	20.8 ( Brass alloy); 16.0(Alu alloy)
<b>13</b>	<b>Carton size(cm)</b>	41.5x27x27

**Application:**



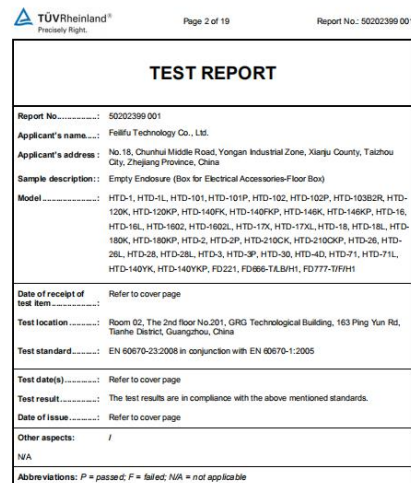
- Office and education
- Industry and Engineering
- Presentation and retail;
- Orientation and safety;
- Transit areas and parking;
- Hotels, hospitality and wellness;
- Health, sport and leisure;
- Art and culture;



**CE certificate by TUV,Germany**



**LVD test report**



**Product Show:**



Brass color



Silver color



Bottom box

**Features:**

**1.Easy to install:** Fast connect wire for terminal block as fast wiring connection.

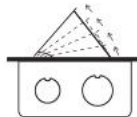


**2. More Strong Scratch Resistance:** Surface finish made from Brass (H62) by combination of tough material, Aluminum (6061) .

**3.durable socket receptacle:**Using elastic phosphor copper , high conductivity ,pulling and plugging over 15000 times.PC+ABS fireproof : 850 degree C temp.; Oxygen Insulation & Fire resistance in accordance with UL94 standard.

**4. Long lifetime of push button:** ,more than 5000 times of push button.

**5.More soft and slow damping device:**The damping speed of our device is 10 times slower than simliar products.Our damping have been patented



**10 Times**

The floor socket equipped with soft starting device, the opening speed of which is 20 times slower than regular products.  
State for opening: uniform speed, slow.

**More heavy duty of bottom boxes:**Thickness of bottom boxes body is over 1mm.

Available for F type 45\*45mm type or D type23\*26mm international sockets or modules types:

**SAFEWIRE**

45 Type Function Accessories

F2	F3	F4	F11	F15	F16	F18			
F20	F21	F30	F31	F32	F33	F35	F36	F38	F39
F40	F42	F43	F44	F45					



**SAFEWIRE**

Wenzhou Safewire Electric Co.,Ltd.

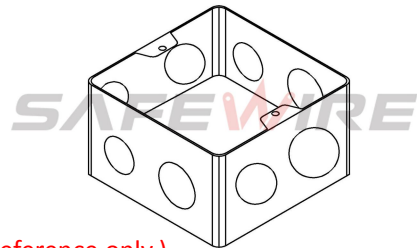
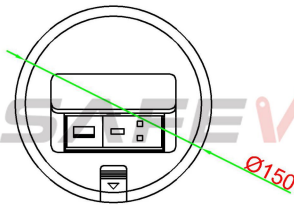
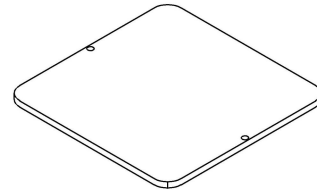
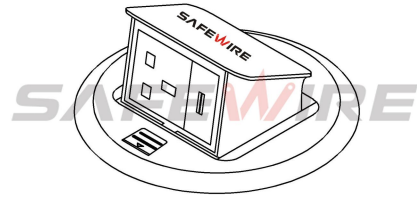
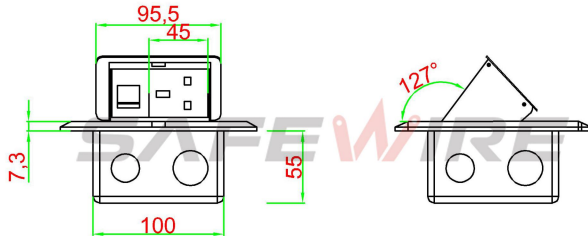
No.152 Xingguang Road, Xingguang industry zone, Liushi town, Yueqing, Wenzhou,China ,325604

**HTD-7 Outline drawing:**

**SAFEWIRE**

HTD-7 outline

Units:mm



(Image is for reference only.)

**Package:**20 Pcs inner box into a master carton.Poly bag with box packing.

**SafeWire**

Package solution



Floor socket



Socket with polyfoam



Socket into inner box



Socket into inner box



Into master carton



Put to pallet



Master carton with shrink film with pallet



Warehouse

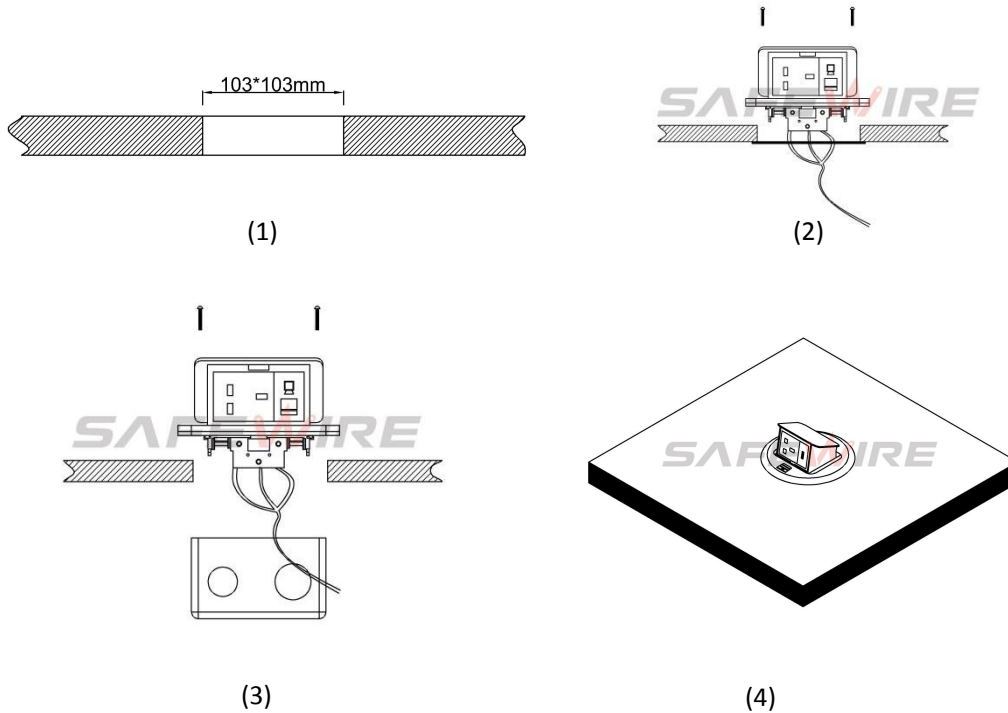


Deliver the goods to you on time

[www.safewirele.com](http://www.safewirele.com)

**Installation Guide**

1. Cut out size : 103\*103mm.Install the bottom box with panel into the specified location.
2. Screw mounting frame and panel(for desktop only).
3. Fix the panel and bottom box with screws(This item is for ground installation only).
4. ADjust the tightness of all wiring lines (no influence on opening).



**Attentions:**

- 1.Dispose of trash in bottom box and prevent dirt and debris from entering inside.
- 2.Prevent from corrosive liquid, gas (strong acid, strong alkali, paint)and humidity.
- 3.When installing, pay attention to the opening direction,the length of the conductor to the bottom box shall not exceed 10cm,Set aside at least 200mm of cable.
4. All dimension quoted are nominal only. Drawings , images and text are for illustrative perposes only and product details and dimension are subject to change without notice.
- 5.Make sure that the sealing under plate will be jointed tightly with the earth's surface,avoiding seepage

**Safety Warning:**

- 1.This is a class I product and must be earthed
- 2.This product must be installed/wired by a qualified electrician
- 3.For indoor use only.
- 4.For concrete floor.