



Wenzhou Safewire Electric Co.,Ltd.

No.152 Xingguang Road, Xingguang industry zone, Liushi town, Yueqing, Wenzhou,China ,325604

Wenzhou Safewire Electric CO.,Ltd.

SPECIFICATION SHEET

PRODUCT NAME: Open coverplate

PRODUCT No. : HTD-2702K

ADD: 152 xinguang industrial zone, yueqing city, zhejiang province

(TEL) :0086-577-62799688

(E-mail) : info@safewirele.com

(WEB): <http://www.safewirele.com>



Technical parameters:

1. The environment temperature: $-5^{\circ}\text{C}\sim/40^{\circ}\text{C}$
2. The rated voltage : 100V $\sim\sim$ 250V
3. Rated current : 10A、 13A、 16A、 20A



Wenzhou Safewire Electric Co.,Ltd.

No.152 Xingguang Road, Xingguang industry zone, Liushi town, Yueqing, Wenzhou,China ,325604

1	Model	HTD-2702 K	7	Market standard	Customize d
2	Brand Name	Safewire or OEM brand	8	Place of origin	Zhejiang , Wenzhou, China
3	Type	floor socket	9	Frequency	50Hz~60Hz
4	Color	Golden, silver, etc	10	Current Type	AC
5	Grounding	Standard grounding			
6	HS Code	8536690000			



Wenzhou Safewire Electric Co.,Ltd.

No.152 Xingguang Road, Xingguang industry zone, Liushi town, Yueqing, Wenzhou,China ,325604

Serial No.	Parameter	Description
1	Panel Material	Brass alloy/Stainless steel
2	Surface finish	Wire drawing/Polishing/Spray painting
3	Panel Dimension(mm)	270*146
4	Cutout(mm)	260x135
5	Capacity of modules	12 ways modules
6	Mounting type	Horizontal installation
7	Sink box Material	Steel+Zinc plated
8	Base box dimension(mm)	260*135*75
9	Available modules	45*45/22.5*45 (mm)



SAFEWIRE

Wenzhou Safewire Electric Co.,Ltd.

No.152 Xingguang Road, Xingguang industry zone, Liushi town, Yueqing, Wenzhou,China ,325604

Application:



- Office and education
- Industry and Engineering
- Presentation and retail;
- Orientation and safety;
- Transit areas and parking;
- Hotels, hospitality and wellness;
- Health, sport and leisure;
- Art and culture;

Installation instructions:

1. Remove the panel from the bottom box along with the electrical modules.
2. Fix the flooring with spare screws on the bottom box and place it in the embedded hole.

3. The flooring surface shall be at least level with the ground or 20mm below the ground.
4. Remove flooring surface ,Insert the 10--12mm lead head into the terminal of floor box.
5. Fix the panel to the bottom box with screws.

Attentions:

1. Dispose of trash in bottom box and prevent dirt and debris from entering inside.
- 2.The sealing ring is closely attached to the smooth surface to prevent water leakage.
- 3.Prevent from alkaline corrosion and humidity.
- 4.When installing, pay attention to the opening direction,the length of the conductor to the bottom box shall not exceed 10cm,Set aside at least 200mm of cable.
- 5.When installing and wiring,Product should avoid direct contact with corrosive liquid, gas (strong acid, strong alkali, paint).
6. This product is suitable for dry surface treatment, avoid water flush and immersion, and ensure its insulation

7. Avoid acid alkaline solution flushing, avoid scratch of transparent protective paint, ensure corrosion resistance.

Package :



Method of use:

Gently press the outlet with your hand and lift the lid ,the lid will open along with it to reveal the function keys inside.(Another way is to open the lid directly to expose the functional module).



SAFEWIRE


Wenzhou Safewire Electric Co.,Ltd.

No.152 Xingguang Road, Xingguang industry zone, Liushi town, Yueqing, Wenzhou,China ,325604

Product Show:




HTD-2702K



HTD-2702K Cu-alloy




HTD-2702NKP SUS




Features:

1. **The lid was opened at 90 degrees** : Open the cover with the ground 90 degrees, furthermore , open and ground into a 180 degree flat is also available.When using, open the cover horizontally to the floor to avoid accident potential and product damage caused by cover erection.
2. **Simple installation**: Hinged cover with screw fix to steel box body.
3. **Protection of cable exit** as DK type cable exit : The outlet port(reverse) can lead multi-strand wire cable out of the floor socket and effectively protect the wire cable skin against damaging. This cord outlet flaps fold down when in use to all cords out with main cover closed.

CABLE EXIT PROTECTIVE PORT



DK cable outlet fixing HK cable outlet fixing



DK cable exit
Code:DK



HK cable exit
Code:HK

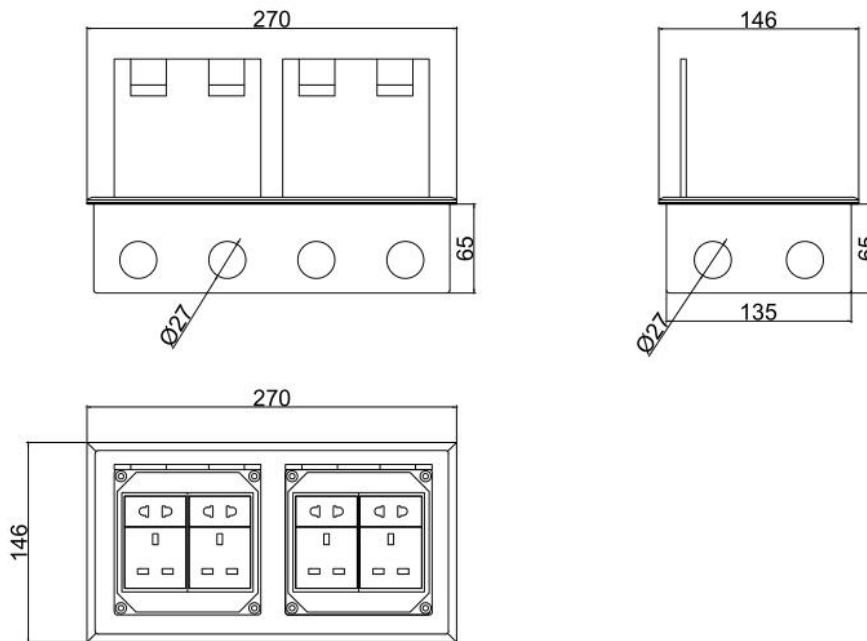
4. **More Strong Scratch Resistance:** Surface finish made from stainless steel or Brass by combination of tough material, Aluminum (ADC12) and shot blast finish on the surface achieves high scratch resistance.
5. **durable socket receptacle:**Using elastic phosphor copper avoids playing spark plug and plug set to bit dead ,ensure high conductivity and more life of pulling and plugging over 15000 times.PC+ABS(1.Modules fireproof : 850 degree C temp.; 2.Modules don't distortion under 102 degree C temp.; 3.Stand under 15 degree C temp) ;Oxygen Insulation & Fire resistance in accordance with UL94 international standard.
6. **Good sealing :** With temporary lid-secure to body during pour to prevent ingress of slurry.
7. **Power-coated steel box has 10*25mm conduit and diameter of 27mm diameter knock-outs available to accommodate CAT 6A cabling available on request.**

HTD-2702K Outline drawing:

SAFEWIRE

HTD-2702K outline






















Units:mm



Available sockets or modules types:

SAFEWIRE

45 Type Function Accessories

								
F2	F3	F4	F11	F15	F16	F18		
								
F20/F21/F22/F23/F25/F28	F50	F51	F52	F53	F55	F56	F58	F59
								
F60	F62	F65/F66/F67/F68	F68	F71				