

Wenzhou Safewire Electric CO.,Ltd.

SPECIFICATION SHEET

PRODUCT NAME : Open coverplate

PRODUCT No. : HTD-140K



HTD-140K

ADD: 152 xinguang industrial zone, yueqing city, zhejiang province

(TEL) :0086-577-62799688

(E-mail) : info@safewirele.com

(WEB): <http://www.safewirele.com>



Technical parameters & characteristic :

1) Working environment:

1. The environment temperature:-5°C~/40°C
2. The rated voltage : 100V~~250V
3. Rated current : 10A、 13A、 16A、 20A

2) Characteristic:

1	Model	HTD-127ZAP	6	HS Code	8536690000
2	Brand Name	Safewire or OEM brand	7	Market standard	Customized
3	Type	floor socket	8	Place of origin	Zhejiang , Wenzhou, China
4	Color	Golden, silver, etc	9	Frequency	50Hz~60Hz
5	Grounding	Standard grounding	10	Current Type	AC

3) Technical parameters :

Serial No.	Parameter	Description
1	Panel Material	Brass alloy/Stainless steel
2	Surface finish	Wire drawing / Polishing / Spray painting
3	Panel Dimension(mm)	Φ140
4	Cutout(mm)	125*125
5	Capacity of modules	2 ways modules
6	Horizontal mounting	Horizontal installation
7	Sink box Material	Steel+Zinc plated
8	Base box dimension(mm)	125*125*60
9	Available modules	45*45/22.5*45(mm)

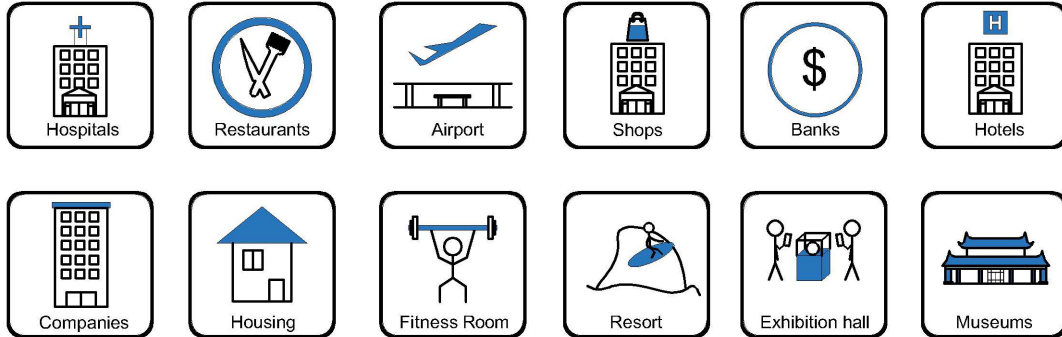


SAFEWIRE

Wenzhou Safewire Electric Co.,Ltd.

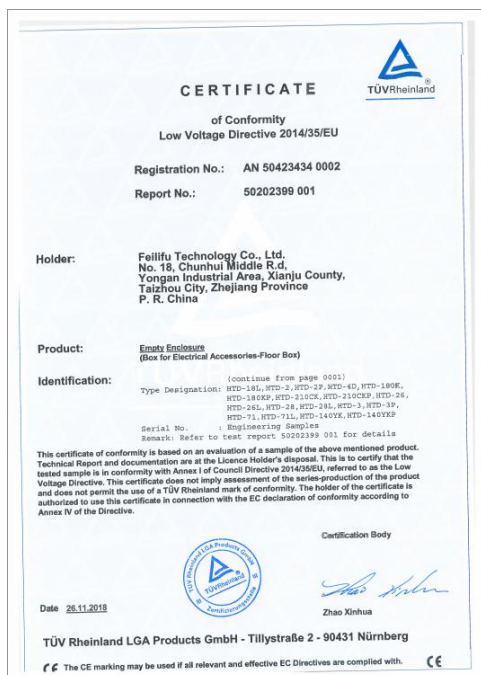
No.152 Xingguang Road, Xingguang industry zone, Liushi town, Yueqing, Wenzhou,China ,325604

Application:

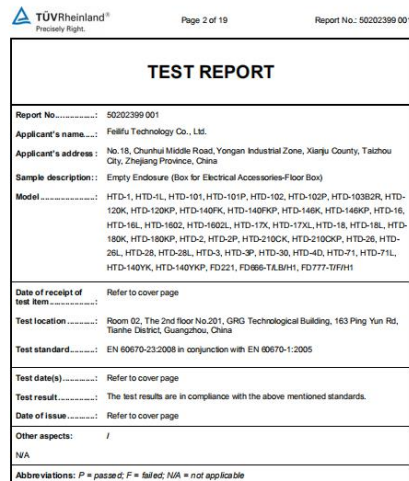


- Office and education
- Industry and Engineering
- Presentation and retail;
- Orientation and safety;
- Transit areas and parking;
- Hotels, hospitality and wellness;
- Health, sport and leisure;
- Art and culture;

CE certificate by TUV,Germany



LVD test report



Installation instructions:

1. Remove the panel from the bottom box along with the electrical modules.
2. Fix the flooring with spare screws on the bottom box and place it in the embedded hole.
3. The flooring surface shall be at least level with the ground or 20mm below the ground.
4. Remove flooring surface ,Insert the 10--12mm lead head into the terminal of floor box.
5. Fix the panel to the bottom box with screws.

Attentions:

1. Dispose of trash in bottom box and prevent dirt and debris from entering inside.
- 2.The sealing ring is closely attached to the smooth surface to prevent water leakage.
- 3.Prevent from alkaline corrosion and humidity.
- 4.When installing, pay attention to the opening direction,the length of the conductor to the bottom box shall not exceed 10cm,Set aside at least 200mm of cable.
- 5.When installing and wiring,Product should avoid direct contact with corrosive liquid, gas (strong acid, strong alkali, paint).
6. This product is suitable for dry surface treatment, avoid water flush and immersion, and ensure its insulation
7. Avoid acid alkaline solution flushing,avoid scratch of transparent protective paint,ensure corrosion resistance.



Package:8 Pcs inner box into a master carton.Poly bag with box packing



SAFEWIRE

Wenzhou Safewire Electric Co.,Ltd.

No.152 Xingguang Road, Xingguang industry zone, Liushi town, Yueqing, Wenzhou,China ,325604

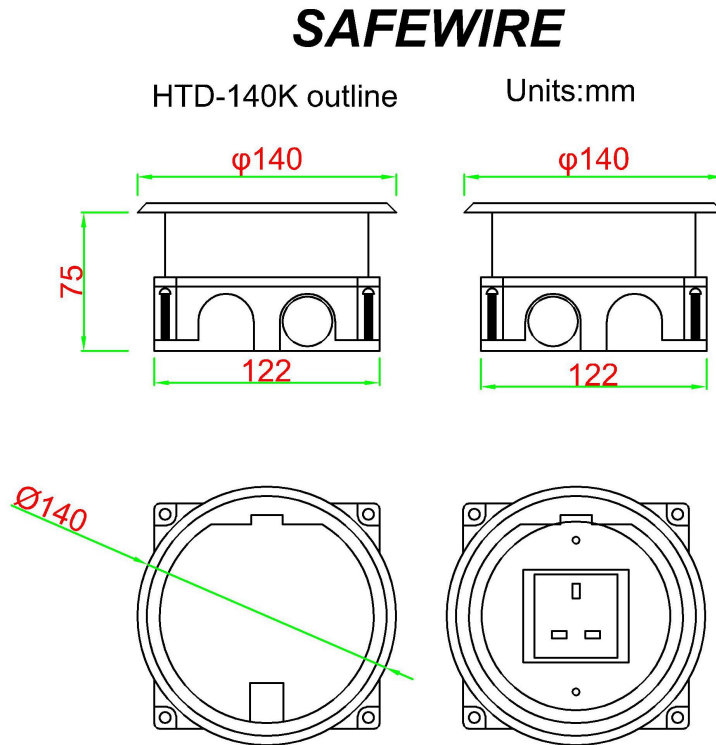
Product Show:



Features:

- 1.4direction junction boxes :configured with up to four opening sides in combinations to provide for a wide variety of duct applications.
- 2.Junction boxes have adjustable cover plate assemblies which allow for adjustment upwards permitting accurate leveling to the finished floor.
- 3.A series of stainless or brass pans and rings are available to accept a wide range of floor finishes.






















HTD-140 Outline drawing:



Available sockets or modules types:

SAFEWIRE

45 Type Function Accessories

								
F2	F3	F4	F11	F15	F16	F18		
								
F20/F21/F22/F23/F25/F28	F50	F51	F52	F53	F55	F56	F58	F59
								
F60	F62	F65/F66/F67/F68	F68	F71				